




# ALLMetrics vs. AltMetrics on Higher Education

**Mike MacKinnon**  
Director, Plum Analytics for Asia, Africa, Oceania  
[mackinnon@plumanalytics.com](mailto:mackinnon@plumanalytics.com)



Changes in  
*Funding*  
Dynamics

變動中的資金  
(贊助)分配



*Defining*  
Scholarship  
定義學術成果



Open  
Access &  
*Catalysts*  
for Change

Open Access  
與  
改變的催化劑



## Changes in *Funding* Dynamics



*State of the Union Address: January 12, 2016*

*“Let’s make America the country that cures cancer once and for all.”*

讓我們一起努力，使美國成為永遠治癒癌症的國家



## Changes in *Funding* Dynamics

# Vice President Biden's Memo

“Over the next year, I will lead a dedicated, combined effort by governments, private industry, researchers, physicians, patients, and philanthropies to target investment, coordinate across silos, and increase access to information for everyone in the cancer community,”

「接下來的一年，我將會領導一個專門的團隊，整合跨政府部門、私人企業、研究人員、醫師、病患、公益團體等。  
整合各單位對癌症的資源投入，並增加癌症社群資訊的透明化與取得管道」



## Changes in *Funding* Dynamics

(NIH : 美國國家衛生研究院)

# NIH資金的大幅波動



Demonstrators at 2012 march for AIDS research and treatment in Washington, D.C.

Greta Hughson/aidsmap.com/Flickr  
(CC BY-NC 2.0)

NIH drops special 10% set-aside for AIDS research

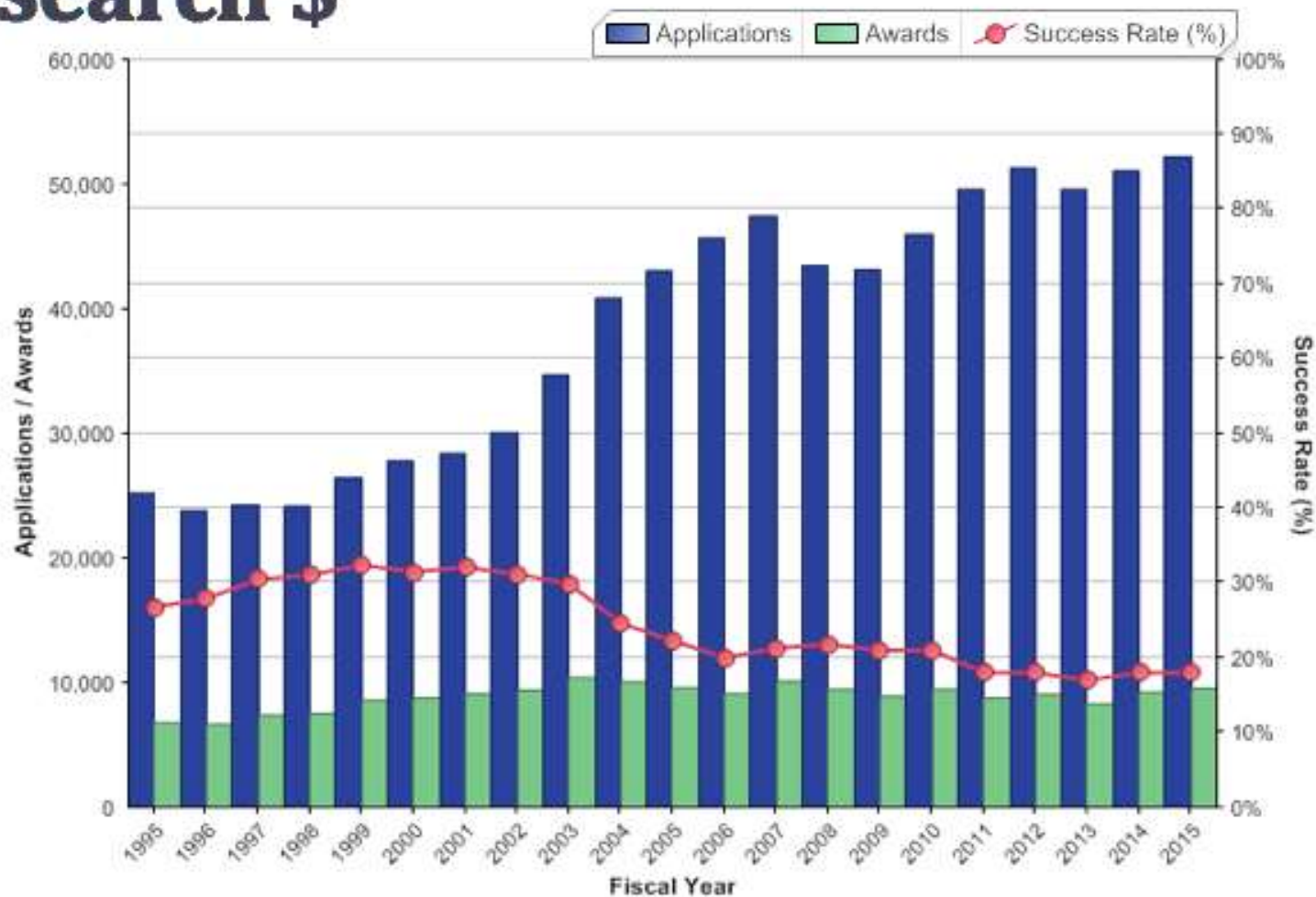
By Jocelyn Kaiser | Dec. 11, 2015

\$3 billion no longer being spent on HIV research

\$65M refocused on ending AIDS epidemic

- 30億美元將不再投入HIV的研究
- 6千5百萬美元重新分配到AIDS疫情的控制

# NIH: The Competition for Research \$



# NHMRC: 爭取經費的競爭激烈\$\$\$



4,045 Applications



606 Funded

7 of 8  
people do  
**NOT**  
get funded

# Low Success Rates

## 相當低的成功率

# University World News

THE GLOBAL VIEW ON HIGHER EDUCATION



Issue 00414

23 May 2016 Register to receive our free newsletter by email each week

SEARCH

Advanced Search

[Global Edition](#) / [News](#) / [World Round-up](#) / [Features](#) / [Commentary](#) / [World Blogs](#) / [Student View](#) / [Academic Freedom](#) / [Letters](#)
[Special Reports](#) / [Special Editions](#) / [Africa Edition](#) / [Asia Hub](#) / [Transformative Leadership](#) / [Archives](#) / [HE Events](#) / [About](#) / [Contact](#)

EUROPE

## Horizon 2020: Surge in applications but low success rate

Jan Petter Myklebust 19 June 2015 Issue No:372

Like 28

Tweet

+1 12

G+ 27

Join us on

facebook

Follow us on

twitter

News Feeds

Up to the end of February 2015, after 14 months, Horizon 2020, the EU Framework Programme for Research and Innovation 2014-20, had received 45,000 applications. This represents a large surge in the number of applications.

The success rate for applications was 14% to 15% on average, while in Framework Programme 7 (2007-13), the predecessor of Horizon 2020, the success rate was between 19% and 22%. In some of the sub-programmes of Horizon 2020, notably in the

The Association  
of Commonwealth  
Universities

### ACU Conference of University Leaders

27-29 July 2016, Accra, Ghana

Defining the responsible university:  
society, impact and growth

Sponsored by  
Lancaster University  
Ipsos

A University World News Webinar

### Transnational Education: Growth at the Expense of Quality?

Tuesday, 24 May, 2016  
11 AM New York | 4 PM London

# “平均只有 14% to 15% ”

All names, logos and  
posts on this site are

the property and  
trademarks of the  
University of  
Cambridge and are  
used under license.



If you would like University  
World News to be the media



“ Given how **tight budgets** are around the world, governments are rightfully demanding effectiveness in the programs they pay for.

由於全球預算緊縮，政府機構更應該了解付出經費的效益。

; these demands, we **er measurement tools** ine which approaches **which do not.”**

為滿足這些需求，我們需要更好的評量工具...

Bill Gates

Gates Foundation Annual Letter 2013



# NHMRC, Australia 2016 Changes

NHMRC :

澳洲國家衛生醫藥研究中心

## 2.11 CV-CP: Conference Participation

## 2.12 CV-CE: Community Engagement

Please provide details of any community engagement that you have been involved in within the last five years. The *Statement on Consumer and Community Participation in Health and Medical Research* has been developed because many consumers and researchers recognise the contribution that consumers can make to health and medical research and their right to do so.

## 2.13 CV-P: Patents

In this section, please provide details of any patents for which you contributed more than 20% of the development efforts. Entries will be listed in reverse chronological order (i.e. the most recent first).

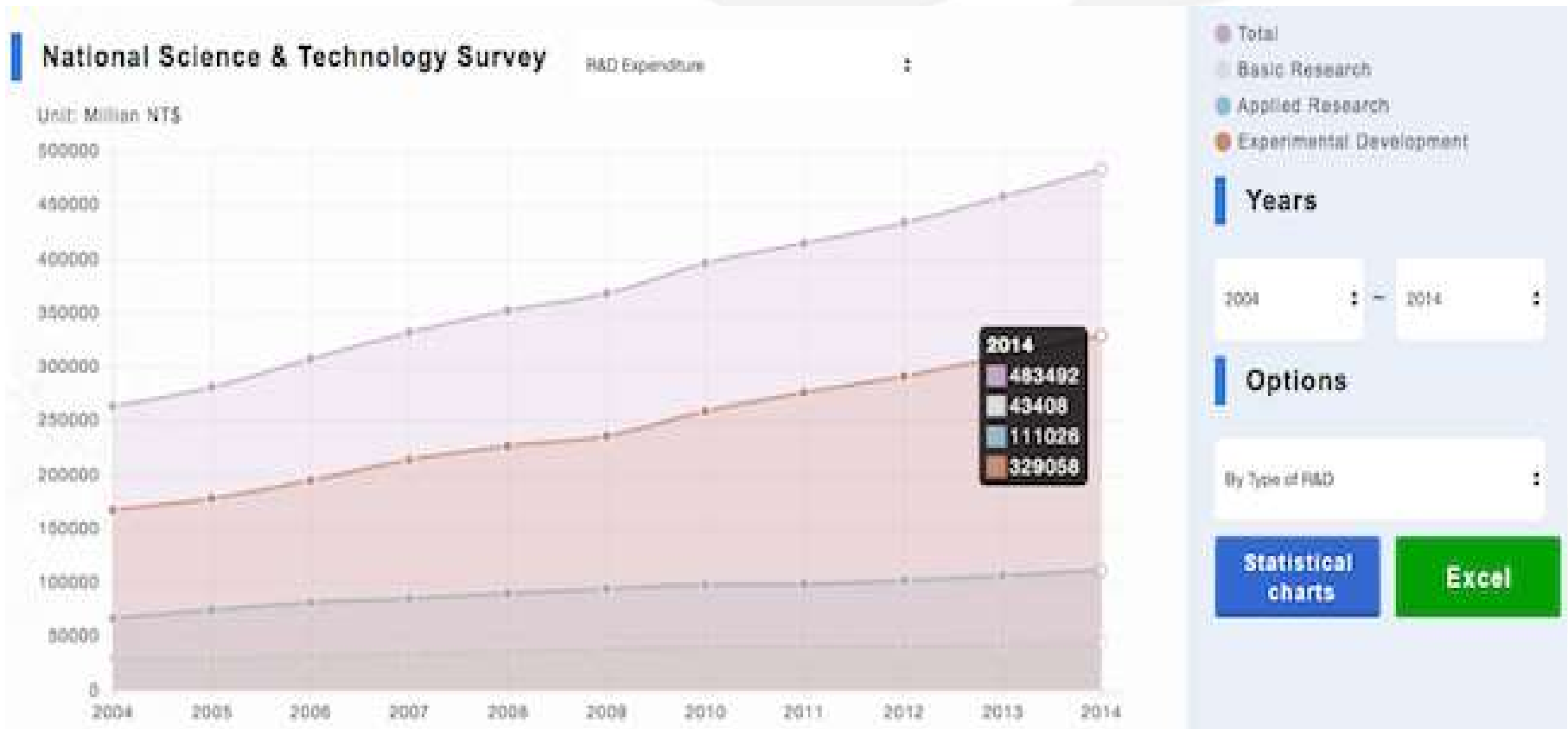
## 2.20 CV-Pub: Publications

Program Grant applications require details on all your publications for the last five years. This information can be uploaded using a tab delimited file using Microsoft Excel® or by exporting your Endnote® Library as an .xml file. Further details on how to do this can be found on the CV-PU: Publication Uploads page in RIMS.

Your publications will be grouped together by the type of publication and then listed in reverse chronological order.

<https://mro.unimelb.edu.au/sites/default/files/public/grants/nhmrc/program-cv-and-profile-requirements.pdf>

# Taiwan Research Priorities



歐洲研究評量指南

European Research Measurement Guidance via

**HEFCE Report, UK**

**英格蘭高等教育撥款委員會**

# The Metric Tide

Report of the Independent Review  
of the Role of Metrics in Research  
Assessment and Management

July 2015



# Why this report?

- 對於高等教育與研究經費投入需要審慎評估的壓力越來越大
- 機構、學生、職員、研究資源之間的競爭漸趨激烈與白熱化
- 「Big Data」(大數據)的累積、取得、分析、應用變的重要
- 「metrics」(學術指標)的產生與應用一直存在著許多爭議與誤解
- 「Peer review」(同儕評鑑)還是最主流且最受到支持的學術評估方式，即使該方式存在許多限制與瑕疵
- 不正確的指標與評量方式，將導致錯誤的獎助政策

# Recommendations

- 研究社群應發展出更有效評量學術產出的量化工具
- 在機構管理的層級，HEI主管應該提供較為明確的評估與管理原則，包括量化指標的規則
- 研發主管需熟悉這些量化指標的評量規則與相對應學科的應用方式
- 人力資源與人事升遷的規則與管道，其評量的標準與決策方式需要更為明確
- 個別研究者應了解不同學術指標的限制

# 補充計量僅只於補充嗎？

- 研究者不應太著重於計量工具之間的連貫性或是書目計量與補充計量的不同，而是去了解不同計量工具之間的差異，以及這些計量工具如何讓您的學術發表能有更廣泛的學術影響力。
- 現代化的「Metrics」學術指標，提供了更完整的學者社群的回饋，能更明確的定位出研究者、研究項目與贊助經費的關係，並且更可能發掘出有潛力的研究者或研究項目。

\*Darling, et al., 2013

\*\*Michalek, Bushman, 2015



The background features a dark purple color with a stylized graphic of leaves and overlapping circles in a lighter shade of purple. The text is centered in a bold, white, sans-serif font.

# **Opportunity to Redefine: How Scholarship is Measured**



# Defining Scholarship

## 傳統學術計量指標來自期刊引用統計

# Scholarly Measure

Journal Impact Factor 3.161

**Elastic ice shells of synchronous moons: Implications for cracks on Europa and non-synchronous rotation of Titan**

Peter M. Goldreich<sup>a,b</sup>, Jonathan L. Mitchell<sup>a,b</sup>

**Abstract**

A number of synchronous moons are thought to harbor water oceans beneath their outer ice shells. A subsurface ocean frictionally decouples the shell from the interior. This has led to proposals that a weak tidal or atmospheric torque might cause the shell to rotate differentially with respect to the synchronously rotating interior. Applications along these lines have been made to Europa and Titan. However, the shell is coupled to the ocean by an elastic torque. As a result of centrifugal and tidal forces, the ocean would assume an ellipsoidal shape with its long axis aligned toward the parent planet. Any displacement of the shell away from its equilibrium position would induce strains thereby increasing its elastic energy and giving rise to an elastic restoring torque. In the investigation reported on here, the elastic torque is compared with the tidal torque acting on Europa and the atmospheric torque acting on Titan.

**References**

Anderson, J. D., Schubert, G., Jacobson, R. A., Lau, E. L., Moore, W. B., Sjogren, W. L., Sep. 1998. Europa's Differentiated Internal Structure: Inferences from Flare Counting. *J. Geophys. Res.* 103, 2021-2030.

Greenberg, P. E., Greenberg, R., Hoppa, G., Helfenstein, P., McEwen, A., Pappalardo, R., Tufts, R., Ockert-Bell, M., Sullivan, R., Greeley, R., Belton, M. J. S., Denk, T., Clark, B. E., Burns, J., Veverka, J., Jan. 1998. Evidence for synchronous rotation of Europa. *Nature* 391, 368.

Ghatak, A., Mahadevan, L., Nov. 2000. Crack Street: The Cycloidal Wake of a Cylinder Tearing through a Thin Sheet. *Physical Review Letters* 91 (21), 215507.

Greeley, R., Sullivan, R., Coon, M. D., Geissler, P. E., Tufts, B. R., Head, J. W., Pappalardo, R. T., Moore, J. M., Sep. 1998. Terrestrial Sea Ice Morphology: A Comparison with Europa. *JGR* 103, 2031-2047.

Greenberg, R., Hoppa, G. V., Tufts, B. R., Geissler, P., Riley, J., Kadel, S., Oct. 1999. Chaos on Europa. *Icarus* 141, 263-286.

Greenberg, R., Wisdomchilling, S. J., May 1984. How fast do Galilean satellites spin? *Nature* 312, 196-197.

**Europa's Differentiated Internal Structure: Inferences from Four Galileo Encounters**

J. D. Anderson, R. A. Jacobson, E. L. Lau, W. B. Moore, W. L. Sjogren

**ABSTRACT**

Four Galileo encounters with Europa have provided the first opportunity to measure the internal structure of this moon. We use the observed gravity field to infer the internal structure of Europa. We find that Europa has a differentiated internal structure, with a rocky core and an outer ice shell. The core is approximately 1000 km in radius, and the ice shell is approximately 100 km thick. The core is surrounded by a layer of ice, which is in turn surrounded by a layer of water. The water layer is approximately 100 km thick, and the ice shell is approximately 100 km thick. The core is surrounded by a layer of ice, which is in turn surrounded by a layer of water. The water layer is approximately 100 km thick, and the ice shell is approximately 100 km thick.

**Terrestrial Sea Ice Morphology: Considerations for Europa**

R. Greeley, R. Sullivan, M. D. Coon, P. E. Geissler, P. E. Tufts, B. R. Head, J. W. Pappalardo, R. T. Moore, J. M. Moore

**ABSTRACT**

Four Galileo encounters with Europa have provided the first opportunity to measure the internal structure of this moon. We use the observed gravity field to infer the internal structure of Europa. We find that Europa has a differentiated internal structure, with a rocky core and an outer ice shell. The core is approximately 1000 km in radius, and the ice shell is approximately 100 km thick. The core is surrounded by a layer of ice, which is in turn surrounded by a layer of water. The water layer is approximately 100 km thick, and the ice shell is approximately 100 km thick.





# Citation 計量指標的來源

Thomson Reuters → JCR/Web of Science

- Journal Impact Factor (JIF)
- Eigenfactor

Elsevier → Scopus

- SCImago Journal Rank Indicator (SJR)
- Source Normalized Impact per Paper (SNIP)

Google Scholar

- Google Journal Metrics

# No Single Tool – Captures all Citations

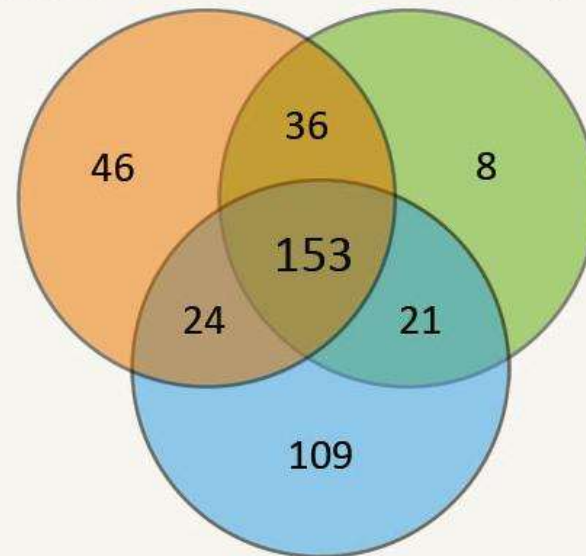
沒有一個單一的工具  
可涵蓋所有的引用數據



Defining  
Scholarship

Web of Science

Scopus



Google Scholar

Citations of a book in Bar-Ilan, J. (2010) Citations to the "Introduction to informetrics" indexed by WOS, Scopus and Google Scholar. *Scientometrics*, 82(3), p.504

# Citation Based Metrics

- Self-citations 自我引用
- Citations added because of pressure by editors
- Negative citations 負引用
- Only about 30% of influences are cited\*
- “Informal” influence isn’t measured through citations  
非正式的影響方式無法藉由引文評估
- Secondary sources 第二手資料
- Review articles “take” citations away from reviewed articles
- Matthew effect – the rich get richer 馬太效應- 大者恒大

\* MacRoberts and MacRoberts, 2010

網路世代：  
幾乎生活中離不開  
網路

2015

by 2020

3.4B

internet users

doubling to

7.6B

10-13B

connected devices

growing to

10-13B

80%

of data was created in the last  
18 months

10x

more created

\$1.6T

e-commerce sales

up to

\$3.5T

# Examples: Scholarly Data Exhaust

 <b>delicious</b>	 <b>MENDELEY</b>	 <b>slideshare</b> Present Yourself	
 <b>bitly</b>	 <b>amazon</b>	 <b>twitter</b>	 <b>GitHub</b>
 <b>PLOS</b>	 <b>WorldCat®</b>	 <b>dSPACE</b>	 <b>facebook</b>
	 <b>PubMed.gov</b>	 <b>Google+</b>	
	 <b>YouTube</b>	 <b>eprints</b>	 <b>WIKIPEDIA</b> The Free Encyclopedia
	 <b>figshare</b>	 <b>DRYAD</b>	

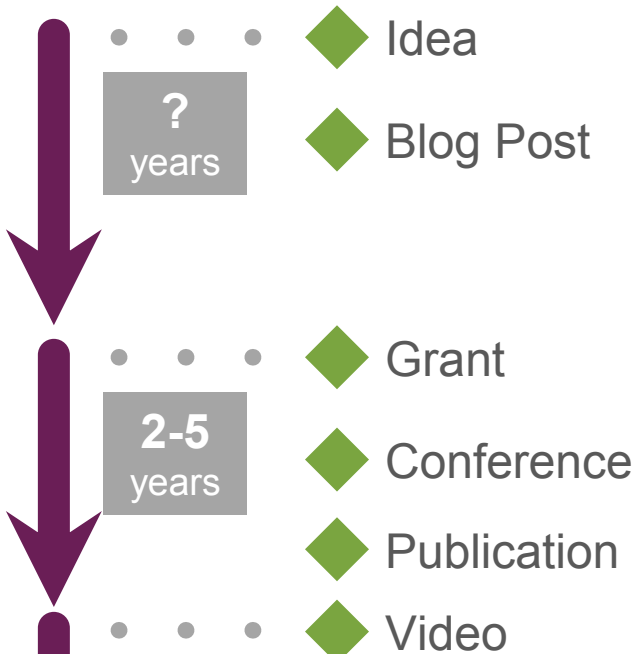
# 研究成果的各種形式

- Articles
- Blog posts
- Book chapters
- Books
- Cases
- Clinical Trials
- Conference Papers
- Data Sets
- Figures
- Grants
- Interviews
- Letters
- Media
- Patents
- Posters
- Presentations
- Reports
- Source Code
- Theses / Dissertations
- Videos
- Web Pages





# Metrics timeline: From Idea to Impact



## Before PlumX

## After PlumX

從研究構想到文章被引用至少5 ~ 10 年

計量  
立即呈現

於學術出版的時程，一般文章出版後，又要在花3~5年時間，才能獲得一定數量的引文

- click
- tweet
- presentation view
- dataset download
- PDF download
- bookmark
- save reference
- video play
- share
- citation counts

從研究構想開始到發表到同儕評鑑的期刊，至少需時 2~5年



What impact has our research had in the past 12 months? 過去12月，我們的研究產生了哪些影響？



How do we arm our researchers to better compete for funding? 我們如何幫助我們的研究者、學者獲得更好的機會取得研究經費？



Can we measure non-STEM, non-article research? 我們能夠量化 non-STEM 的發表以及非傳統文章的發表形式？

The background features a dark purple color with a stylized graphic of leaves and overlapping circles in a lighter shade of purple. The text is centered in a bold, white, sans-serif font.

# **Open Access and Scholarly Publishing**



## Open Access & *Catalysts* for Change

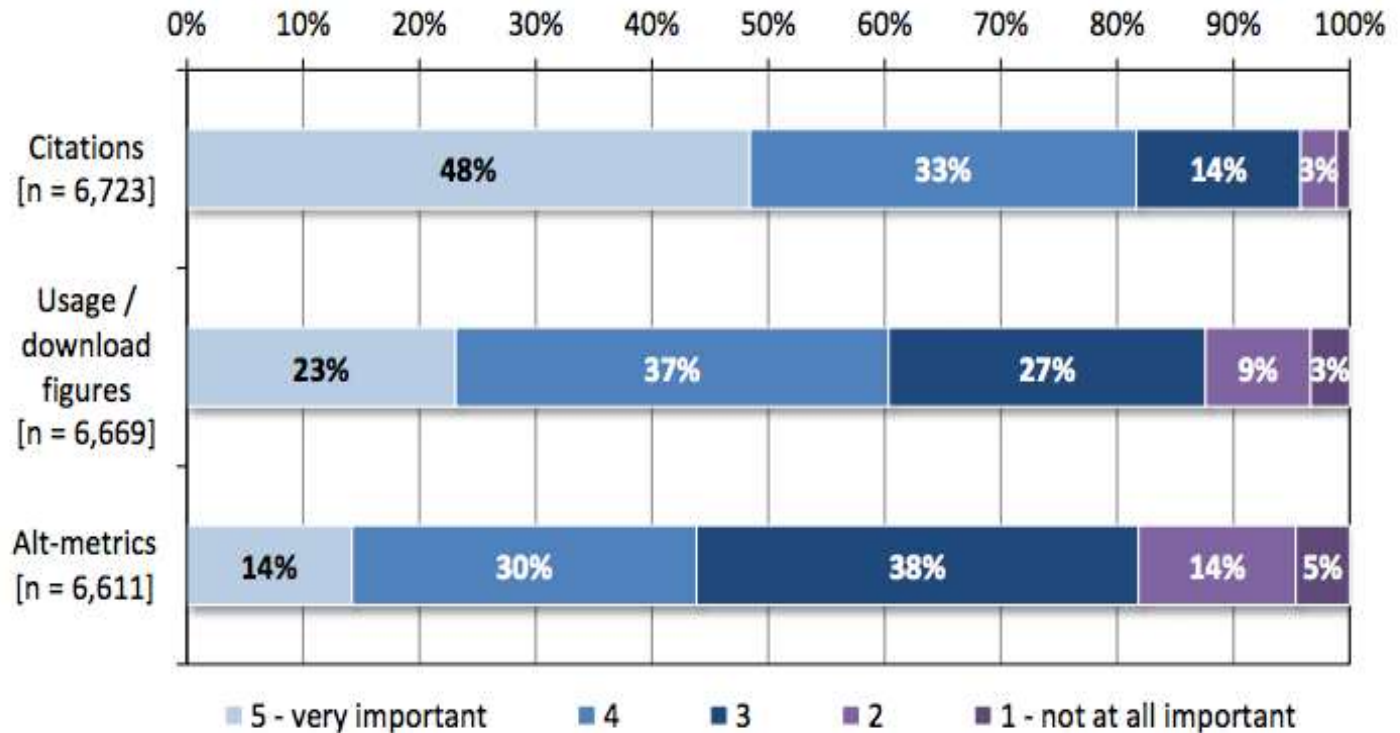
### Article-level metrics

**Q20**

How important do you think each of the following types of article metric will become for assessing the value of research over the next ten years?

Definitions provided:

Alt Metrics



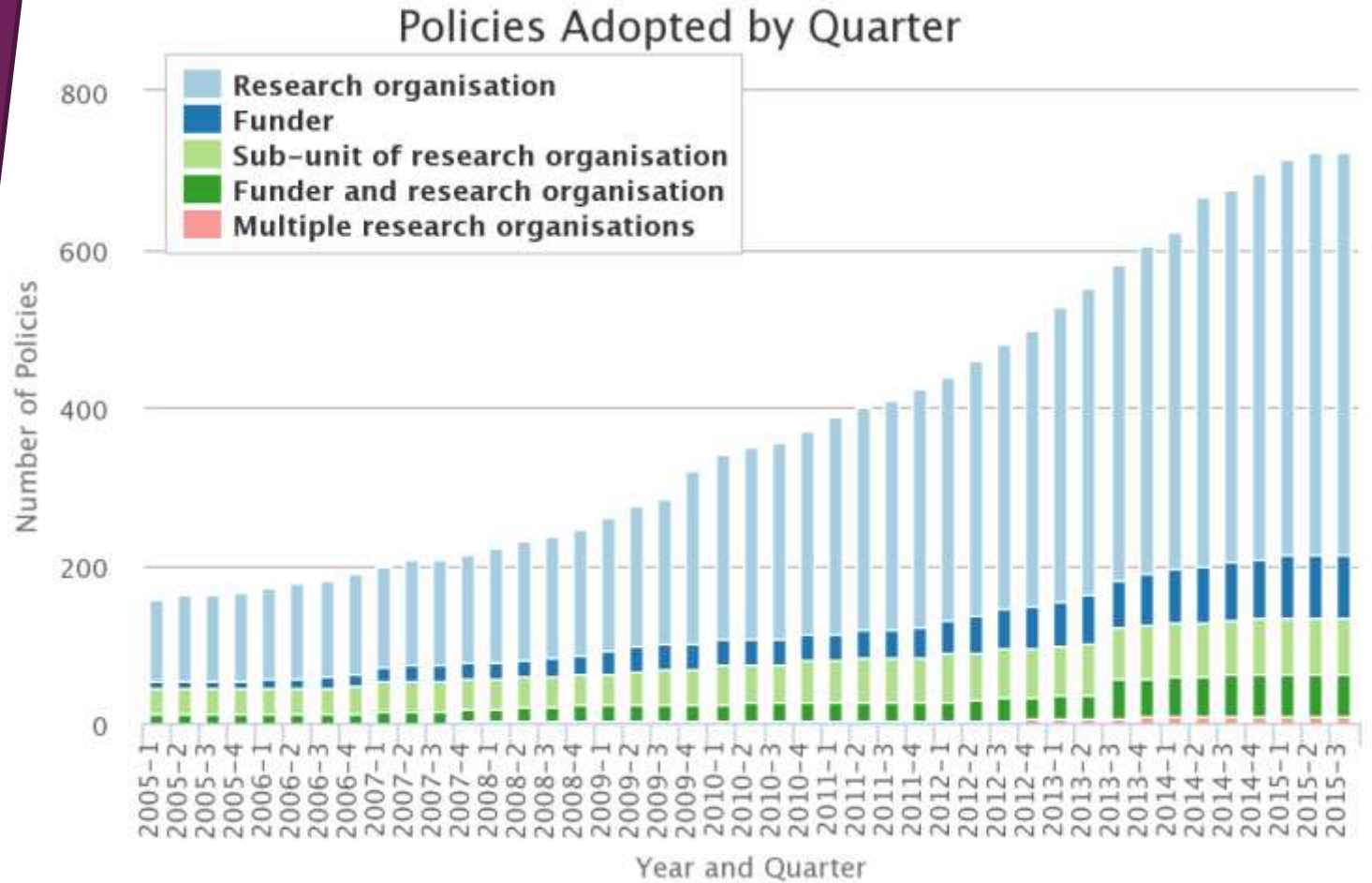
Taylor and Francis Open Access Study – June 2014



Open  
Access &  
*Catalysts*  
for Change

# Open Access 寄存趨勢

## Open Access Mandates Increasing



Highcharts.com

<http://roarmap.eprints.org/>



## Open Access & *Catalysts* for Change

# Open Access 獲得全球 關注

# Science

— How We Work —

## BILL & MELINDA GATES FOUNDATION OPEN ACCESS POLICY

**SHARE** The Competitiveness Council r

**In dramatic  
'immediate'  
by 2020**

By **Martin Enserink** | May

In what European scier  
member states today a  
papers should be freely  
ministers of science, in  
**Brussels**. But some ob

The OA goal is part of a  
concept which also inc  
government, which cur  
**wide support** for Open  
Research and Innovatio

"We probably don't rea  
and huge," Moedas sai  
move this forward."

The Bill & Melinda Gates Foundation is committed to information sharing and transparency. We believe that published research resulting from our funding should be promptly and broadly disseminated. We have adopted an Open Access policy that enables the unrestricted access and reuse of all peer-reviewed published research funded, in whole or in part, by the foundation, including any underlying data sets.

As of January 1, 2015 our Open Access policy will be effective for all new agreements. During a two-year transition period, publishers will be permitted to apply up to a 12 month embargo period on the accessibility of the publication and its underlying data sets. This embargo period will no longer be allowed after January 1, 2017.

Our Open Access policy contains the following elements:

1. **Publications Are Discoverable and Accessible Online.** Publications will be deposited in a specified repository(s) with proper tagging of metadata.
2. **Publication Will Be On "Open Access" Terms.** All publications shall be published under the [Creative Commons Attribution 4.0 Generic License \(CC BY 4.0\)](#) or an equivalent license. This will permit all users of the publication to copy and redistribute the material in any medium or format and transform and build upon the material, including for any purpose (including commercial) without further permission or fees being required.
3. **Foundation Will Pay Necessary Fees.** The foundation would pay reasonable fees required by a publisher to effect publication on these terms.
4. **Publications Will Be Accessible and Open Immediately.** All publications shall be available immediately upon their publication, without any embargo period. An embargo period is the period during which the publisher will require a subscription or the payment of a fee to gain access to the publication. We

[Print](#)

**Related**  
[OPEN ACCESS POLICY FAQ](#)

# 補充計量的優勢

- 更廣泛

- 呈現更廣泛的學術影響力，而不只是在科學界

- 更多元

- 更著重在彰顯研究者、研究機構本身的影響力，而非只是在發表的文章。研究者  $\neq$  文獻

- 更快速

- 研究產出的效益與影響力可以更快的被估量

- 更公開透明

- 取得與觀察這些數據與指標，比以往更加簡便與容易

# Altmetrics 獲得廣大的支持與迴響

Whether altmetrics can or should replace citation counts is not the question that needs to be asked. Some research has shown that some metrics can be an indicator of future citations, but the relationship is questionable because of the different contexts of each metric and has also been shown to vary widely by discipline (Costas, Zahedi, and Wouters, 2015b; Jobmann et al., 2014). The question that we should ask is how we can evaluate the different metrics available to us, how individual scholarly communities can best use the data, and how we can influence the consideration of many different impacts of research beyond traditional citation counts.

funding agencies requirements, thus making a strong case for the relevance of IRs in the context of the research assessment process.

<http://www.against-the-grain.com/2016/04/v28-1-altmetrics/>



**AGAINST THE GRAIN™**  
LINKING PUBLISHERS, VENDORS & LIBRARIANS

Tuesday, May 24th, 2016

Latest News Articles Resources Journal Info

v28 #1 Academic Publishing: Tradition, Change, and Opportunities

v28 #1 February 2016 Table of Contents

## v28 #1 Altmetrics: Documenting the Story of Research

April 1, 2016 hinds Full Text Articles, Subscribers Only


by **Lauren B. Collister, PhD** (Scholarly Communications Librarian, University Library System, University of Pittsburgh)

and **Timothy S. Deliyannides, MSIS** (Director, Office of Scholarly Communication and Publishing and Head, Information Technology, University Library System, University of Pittsburgh)





# NISO on Altmetrics



Search:

Standards **Committees** Publications News & Events International Participate Workrooms About NISO

Architecture Committee Business Information Content & Collection Management Discovery to Delivery E-book SIG Thought Leader Meetings

[Home](#) | [Committees](#) | [Thought Leader Meetings](#) | [Alternative Metrics Initiative](#)

## NISO Alternative Assessment Metrics (Altmetrics) Initiative

In June 2013, the Alfred P. Sloan Foundation awarded NISO a grant to undertake a two-phase initiative to explore, identify, and advance standards and/or best practices related to a new suite of potential metrics in the community. This initiative was a direct outgrowth of a breakout discussion group during the [altmetrics 12](#) meeting in Chicago, IL. This project is an important step in the development and adoption of new assessment metrics, which include usage-based metrics, social media references, and network behavioral analysis. In addition, this project will explore potential assessment criteria for non-traditional research outputs, such as data sets, visualizations, software, and other applications. After the first phase, which will expose areas for potential standardization, the community will collectively prioritize those potential projects. The second phase will be to advance and develop those standards/best practices prioritized by the community and approved by the membership.

**NEW! Alternative Outputs in Scholarly Communications: Data Metrics - Draft for Public Comment May 13 - June 11, 2016**

Access the [Draft Recommended Practice](#) | [Submit a Comment](#)

**NEW! Persistent Identifiers in Scholarly Communications - Draft for Public Comment May 13 - June 11, 2016**

Access the [Draft Recommended Practice](#) | [Submit a Comment](#)

**NEW! Alternative Outputs in Scholarly Communications - Draft for Public Comment May 13 - June 11, 2016**

Access the [Draft Recommended Practice](#) | [Submit a Comment](#)

- [Patron Privacy in Digital Library and Information Systems](#)
- [Alternative Metrics Initiative](#)
  - [Alternative Metrics Initiative Steering Committee Roster](#)
  - [Agenda San Francisco Meeting October 2013](#)
  - [Agenda Washington DC Meeting December 2013](#)
  - [Agenda Philadelphia Meeting January 2014](#)
- [Bibliographic Roadmap Project](#)
- [Supplemental Journal Article Materials \(1/22/10\)](#)
- [Research Data \(10/1/08\)](#)
- [E-learning & CMS \(7/16/08\)](#)
- [Digital Libraries and Digital Collections \(6/17/08\)](#)

A stylized graphic of a plum tree in shades of purple, featuring a large plum fruit and several leaves, positioned in the upper right quadrant of the slide.

# **Plum Analytics: Approach to Metrics**

# PlumX:因應大數據時代而產生

- Built for Scale – Our goal is to track all the world's researchers, all of their output, and metrics for each. 我們的目標是希望可以追蹤全球的研究者、學術產出以及彼此之間的計量

>18 Million Researchers Worldwide

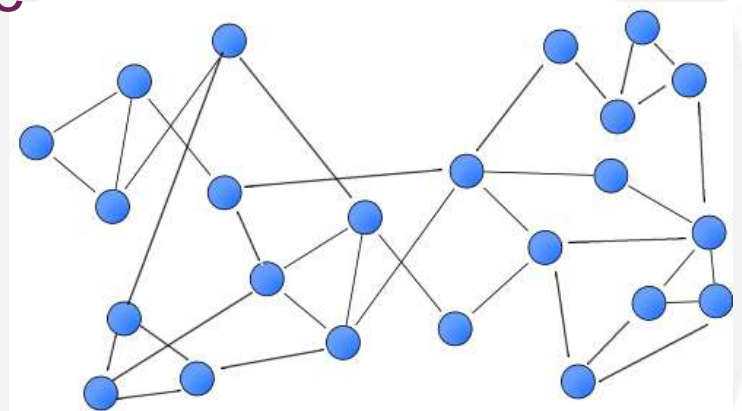
全球至少有**1,800**萬個研究者

>120 Million Scholarly Articles

**1**億**2**千萬筆研究產出

Map artifacts → people → groups

比對研究產出 → 研究者 → 群組



**START****Repository URL**<http://d-scholarship.pitt.edu/17881/>**URL**<http://dx.doi.org/10.1371/journal.pone.0055344>**DOI**

10.1371/journal.pone.0055344

**URL**<http://journals.plos.org/plosone/article?id=10.1371/journal.pone.0054922>  
<http://www.plosone.org/article/info%3Adoi%2F10.1371%2Fjournal.pone.0054922>**PMCID**

PMC3566209

**PMID**

23405137

**URL**<http://www.ncbi.nlm.nih.gov/pubmed/23526927>**URL**<http://www.ncbi.nlm.nih.gov/pmc/articles/PMC3602431/>**END**>20  
URLS

# PlumX Metrics 的計量來源(部分，非全部)

 Amazon

 Bit.ly

 CrossRef

 Delicious

 Dryad

 dSpace

 EBSCO

 ePrints

 Facebook

 figshare

 Github

 Goodreads

 Google+

 Medwave

 Mendeley

 PLOS

 PubMed Central

 Reddit

 Research  
Blogging

 Scopus

 SlideShare

 SourceForge

 Stack Overflow

 Twitter

 USPTO

 Vimeo

 Wikipedia

 Worldcat (OCLC)

 YouTube

**PLUMx**

**Metrics**

Categories



**USAGE** 使用率

(clicks, downloads, views,  
library holdings, video plays)



**CAPTURES** 擷取

(bookmarks, code forks, favorites,  
readers, watchers)



**MENTIONS** 關注

(blog posts, comments,  
reviews, Wikipedia links)



**SOCIAL MEDIA** 網路社群

(+1s, likes, shares, tweets)



**CITATIONS** 引用

(PubMed Central, Scopus, patents)

# 5 Categories in Action – Examples

窮酷兒到處都是，就是沒人願意正視他們的存在

Citation date: CONFERENCE: 《新自由主義下的新道德》 研討會 NEO-MORALISM UNDER NEOLIBERALISM INTERNATIONAL CONFERENCE  
Publication Year: 2014

USAGE ▾ 619 SOCIAL MEDIA ▾ 1+

Downloads 619 Likes 8

1

Global, regional, and national prevalence of overweight and obesity in children and adults during 1980-2013: A systematic analysis for the Global Burden of Disease Study 2013

Citation date: The Lancet, ISSN: 0140-6736, Vol: 384, Issue: 9945, Page: 766-781  
Publication Year: 2014

USAGE ▾	6488	CAPTURES ▾	792	MENTIONS ▾	81	SOCIAL MEDIA ▾	1772	CITATIONS ▲	348
Abstract Views	4953	Readers	565	Comments	70	Tweets	1249	Citation Indexes	346
Link-outs	1170	Exports-Saves	227	Blog Mentions	10	Likes	248	PubMed Central	346
Clicks	375			News Mentions	7	Shares	211	Scopus	232
				Links	4	+1		Clinical Citations	2
								DynaMed Plus Topics	2

ARTICLE SUMMARY | TWEETS | BLOG MENTIONS | NEWS MENTIONS | WIKIPEDIA | CLINICAL CITATIONS

This article has 1249 twitter interactions across 6 URLs. It has received 369 tweets and 880 retweets.

View by URL

- www.thelancet.com 198 | 677
- www.thelancet.com 138 | 177
- secure.jbs.elsevierhealth.com 10 | 14
- www.sciencedirect.com 17 | 12
- www.ncbi.nlm.nih.gov 1 | 0
- www.ncbi.nlm.nih.gov 1 | 0

198 TWEETS 677 RETWEETS

FULL ARTICLE URL  
[http://www.thelancet.com/journals/lancet/article/PIIS0140-6736\(14\)00460-8/fulltext](http://www.thelancet.com/journals/lancet/article/PIIS0140-6736(14)00460-8/fulltext)

Alberto Flórez P. @albertoflorez  
Global, regional, and national prevalence of overweight and obesity in children and adults during 1980-2013: [go.ni.gl/FdPnej](http://dx.doi.org/10.1016/S0140-6736(14)00460-8)  
6:37 AM - 22 Jan 2015

Janet Noome @JanetNoome  
Global, regional, and national prevalence of overweight and obesity in children and adults during 1980-2013 => [theLancet.com/journals/lance...](http://theLancet.com/journals/lance...)  
10:42 PM - 29 Dec 2014

DarWin @Whakas1051  
@bluek Here's is the latest study quoted from TheLancet by your website; [theLancet.com/journals/lance...](http://theLancet.com/journals/lance...) Not exactly the same list that they gave.  
2:30 PM - 9 Dec 2014

Wai @Wai...  
#Brazil is Sou...  
#Africa's fattest...  
#Russia is #Eu...  
[theLancet.com/j...](http://theLancet.com/j...)  
8:16 AM - 30 Nov 2014

Article level metrics are the building blocks for PlumX

# Clinical Citations

PLUMX University of Western Australia Groups Welcome Sales Demo

Home / Global, regional, and national p... Embed Widget

NCBI Resources How To

PubMed.gov  
US National Library of Medicine  
National Institutes of Health

PubMed Advanced

Abstract Send to:

Lancet. 2014 Aug 30;384(9945):766-81. doi: 10.1016/S0140-6736(14)60460-8. Epub 2014 May 29.

**Global, regional, and national prevalence of overweight and obesity in children and adults during 1980-2013: a systematic analysis for the Global Burden of Disease Study 2013.**

Ng M, Fleming T, Robinson M, Thomson B, Graetz N, Margono C, Mullany EC, Biryukov S, Abbafati C, Abera SE, Abraham JP, Abu-Rmeileh NM, Achoki T, AlBuhairan FS, Alemu ZA, Alfonso R, Ali MK, Ali R, Guzman NA, Ammar W, Anwari P, Banerjee A, Barquera S, Basu S, Bennett DA, Bhutta Z, Blore J, Cabral N, Nonato IC, Chang JC, Chowdhury R, Courville KJ, Criqui MH, Cundiff DK, Dabhadkar KC, Dandona L, Davis A, Dayama A, Dharmaratne SD, Ding EL, Durran AM, Esteghamati A, Farzadfar F, Fay DF, Feigin VL, Flaxman A, Forouzanfar MH, Goto A, Green MA, Gupta R, Hafezi-Nejad N, Hankey GJ, Harewood HC, Havmoeller R, Hay S, Hernandez L, Husseini A, Idrisov BT, Ikeda N, Islami F, Jahangir E, Jassal SK, Jee SH, Jeffreys M, Jonas JB, Kabagambe EK, Khalifa SE, Kengne AP, Khader YS, Khang YH, Kim D, Kimokoti RW, Kinge JM, Kokubo Y, Kosen S, Kwan G, Lai T, Leinsalu M, Li Y, Liang X, Liu S, Logroscino G, Lotufo PA, Lu Y, Ma J, Mainoo NK, Mensah GA, Merriman TR, Mokdad AH, Moschandreas J, Naghavi M, Naheed A, Nand D, Narayan KM, Nelson EL, Neuhouser ML, Nisar MI, Ohkubo T, Oti SO, Pedroza A, Prabhakaran D, Roy N, Sampson U, Seo H, Sepanlou SG, Shibuya K, Shiri R, Shiuue I, Singh GM, Singh JA, Skirbekk V, Stapelberg NJ, Sturua L, Sykes BL, Tobias M, Tran BX, Trasande L, Toyoshima H, van de Vijver S, Vasankari TJ, Veerman JL, Velasquez-Melendez G, Vlassov VV, Vollset SE, Vos T, Wang C, Wang X, Weiderpass E, Werdecker A, Wright JL, Yang YC, Yatsuya H, Yoon J, Yoon SJ, Zhao Y, Zhou M, Zhu S, Lopez AD, Murray CJ, Gakidou E.

**Erratum in**  
Lancet. 2014 Aug 30;384(9945):746.

**Abstract**  
**BACKGROUND:** In 2010, overweight and obesity were estimated to cause 3·4 million deaths, 3·9% of years of life lost, and 3·8% of disability-adjusted life-years (DALYs) worldwide. The rise in obesity has led to widespread calls for regular monitoring of changes in overweight and obesity prevalence in all populations. Comparable, up-to-date information about levels and trends is essential to quantify population health effects and to prompt decision makers to prioritise action. We estimate the global, regional, and national prevalence of overweight and obesity in children and adults during 1980-2013.

Reference - Lancet 2014 Aug 30;384(9945):766, editorial can be found in Lancet 2014 Aug 30;384(9945):728

USAGE ▾

Abstract View

Link-outs ○

Clicks ○

ARTICLE S

This arti

Obesity  
March 8, 20

Read More

ready a subscri

ountries evalu

ults ≥ 20 year

oping countr



# Metrics How You Want Them

西安交通大学 XIAN JIAOTONG UNIVERSITY 机构知识门户 XJTU Academic Hub

Home Schools **Scholars** Statistics All Total 236

学者 >> 任晓兵



**任晓兵 教授**

部门: 前沿科学技术研...  
电话: 029-83395126  
ResearcherID: B-6072...  
ORCID: 0000-0002-49...  
论文: 152 篇  
WOS被引: 4050 次

任晓兵, 1966年生, 教授, 博士生导师, 国家千人计划基金B类获得者。长期从事形状记忆材料、压电材料、磁致伸缩材料研究。现任西安交通大学前沿科学技术研究院院长, 材料强度国家重点实验室首席科学家。



WOS被引次数: 0 to 1000  
论文数: 0 to 40

已选条件:

导出选中 排序:

- A biopolymer-like metal enabled hybrid material with exceptional mechanical prowess  
[期刊] SCIENTIFIC REPORTS, 2015, 5(1): SCIE
- Large piezoelectricity in Pb-free 0.96(K0.5Na0.5)0.95Li0.05Nb0.93Sb0.07O3-0.04BaZrO3 ceramic: A perspective from microstructure  
[期刊] Journal of Applied Physics, 2015, 117(8): EI SCIE
- Effective driving voltage on polarization fatigue in (Pb,Lu)(Zr,Ti)O-3 antiferroelectric  
[期刊] CERAMICS INTERNATIONAL, 2015, 41(1): 109-114 EI SCIE

**PLUMX**

**xiaobing ren (任晓兵)**  
Professor

**Artifact Summary**

Article: 182	Book: 4
Conference Paper: 41	Letter: 2
Book Chapter: 6	Review: 1

**Recent Artifacts**

- Ambient-temperature high damping capacity in TiPd-based martensitic alloys
- Phase transitions and phase diagram of Ba(Zr0.2Ti0.8)O3- X (Ba0.7Ca0.3)TiO3 Pb-free system by anelastic measurement
- Morphotropic phase boundary and magnetoelastic behaviour in ferromagnetic Tb1-xGdxFe2 system
- Structural origin for the local strong anisotropy in melt-spun Fe-Ga-Tb: Tetragonal nanoparticles
- Large piezoelectricity in Pb-free 0.96(K0.5Na0.5)0.95Li0.05Nb0.93Sb0.07O3-0.04BaZrO3 ceramic: A perspective from microstructure

[see details](#)

**PLUMX**

**Usage**

Abstract Views: 64  
Link-outs: 1  
Captures: 2  
Readers: 2  
Citations: 4  
Citation Indexes: 4

[see details](#)

# Broad Metrics – Full Story



臺灣大學機構典藏

NTU INSTITUTIONAL REPOSITORY



English | 正體中文 | 簡體中文 | [Items with full text/Total Visitors : 16](#)

RC Version 6.0 © Powered By DS

scope

[Home](#) · [Login](#) · [Upload](#)

臺灣機構典藏 NTUR > 醫學院 > 醫學檢驗暨生物技術學系 > 期刊論文 > **Item 246246/242131**

**Please use this identifier to cite or link to this item: <http://ntur.lib.ntu.edu.tw/handle/246246/242131>**

**METADATA NULL**

Data Export as Endnote RIS format  
Data Export as Bibtext format

---

**CITATION INFORMATION**

Times Cited in **Web of Science™**: 31

Times Cited in **Scopus**: 36




4 PLUMX

**Usage**

PDF Views: 3079  
Abstract Views: 32  
HTML Views: 9796

**Captures**

Exports-Saves: 3  
Readers: 20

**Mentions**

Comments: 90

**Social Media**

Shares: 1  
Tweets: 2

**Citations**

Citation Indexes: 36  
[see details](#)

**題名:** Curcumin Induces Egfr Degradation in Lung Adenocarcinoma and Modulates P38 Activation in Intestine: The Versatile Adjuvant for Gefitinib Therapy

**作者:** 李仁譚; 李奕雯; 張基晟; 俞松良; 陳健尉; 陳惠文; 楊洋池  
LEE, JEN-YI; LEE, YEE-MING; CHANG, GEE-CHEN; YU, SUNG-LIANG; CHEN, JEREMY J.W.; CHEN, HUEI-WEN; YANG, PAN-CHYR

**Contributors:** 醫學檢驗暨生物技術學系

**Date:** 2011

**Issue Date:** 2012-07-16 15:59:20 (UTC+8)

**Abstract:** Background: Non-small cell lung cancer (NSCLC) patients with L858R or exon 19 deletion mutations in epidermal growth factor receptor (EGFR) have good responses to the tyrosine kinase inhibitor (TKI), gefitinib. However, patients with wild-type EGFR and acquired mutation in EGFR T790M are resistant to gefitinib treatment. Here, we showed that curcumin can improve the efficiency of gefitinib in the resistant NSCLC cells both in vitro and in vivo models. Methods/Principal Findings: After screening 598 herbal and natural compounds, we found curcumin could inhibit cell proliferation in different gefitinib-resistant NSCLC cell lines; concentration-dependently down-regulate EGFR phosphorylation through promoting EGFR degradation in NSCLC cell lines with wild-type EGFR or T790 M EGFR. In addition, the antitumor activity of gefitinib was potentiated via curcumin through blocking EGFR activation and inducing apoptosis in gefitinib-resistant NSCLC cell lines; also the combined treatment with curcumin and gefitinib exhibited significant inhibition in the CL1-5, A549 and H1975 xenografts tumor growth in SCID mice through reducing EGFR, c-MET, cyclin D1 expression, and inducing apoptosis activation through caspases-8, 9 and PARP. Interestingly, we observed that the combined treatment group represented better survival rate and less intestinal mucosal damage compare to gefitinib-alone therapy. We showed that curcumin attenuated the gefitinib-induced cell proliferation inhibition and apoptosis through altering p38 mitogen-activated protein kinase (MAPK) activation in intestinal epithelia cell.  
**Conclusions/Significance:** Curcumin potentiates antitumor activity of gefitinib in cell lines and xenograft

# How are you *Telling the Story* of Research?



What impact has our research had in the past 12 months?

過去**12**個月我們的研究產生了哪些影響



How do we arm our researchers to better compete for funding? 如何能夠更強力地支持我們的研究者爭取到研究經費呢



Can we measure non-STEM, non-article research? 我們如何評估非**STEM**或非以文章形式發表的研究呢



**Case Study:**

---

**Saint Mary's College  
Custom Rubric**

# Impact Sources St. Mary's College

## Standard Journal Metrics

## Newer Journal Metrics

## Alt Metrics

WorldCat search interface showing 'Journal of Business Research'.

JCR: Journal Citation Reports interface showing 'Journal of Business Research' with citation metrics.

Journal Title	Year	Citations	Impact Factor
JOURNAL OF BUSINESS RESEARCH	2012	19,716	1.000
JOURNAL OF BUSINESS RESEARCH	2011	20,581	1.000
JOURNAL OF BUSINESS RESEARCH	2010	19,716	1.000

SJR: Journal & Country Rank interface showing search results for 'Journal of Business Research'.

Scopus Journal Metrics interface showing a table of journal metrics.

Journal ID	Title	2007	2008	2009	2010	2011	2012
011000000	International Journal of Business Research	0	0	0	0	0	0
011000000	Journal of Business Research	1,497	2,856	1,206	1,800	2,484	2,114

PLUM Analytics dashboard showing 'Impact by Type: Alt' with a bar chart and a list of articles.

Year	Title
2015	The CEO as chief political officer: Managerial discretion and corporate political activity
2013	In search of G-Benevo: The elusive financial returns on corporate political investments
2012	The Governance Challenges of Corporate Political Activity
2012	Feeling a good job: Academic research centrality and early career-stage outcomes in higher education
2012	Complementary Relationships Between Corporate Philanthropy and Corporate Political Activity: Exploratory Study of Political Worldview Characteristics
2012	Institutional (re)activity: reactivity and corporate political activity: Governance implications

# Impact Sources St. Mary's College

## Standard Journal Metrics



### Cabell's International

- Journal acceptance rate
- Cabell's Classification Index (CCI) reports the influence of a journal in a particular discipline



### WorldCat

- Reported holdings / ownership from libraries and institutions worldwide



### Journal Citation Reports

- *Journal Impact Factor*, a widely recognized measurement from Thomson Reuters, developed to rank and compare journals based on the times a typical article is cited.

# Impact Sources St. Mary's College

## Newer Journal Metrics



### SCImago Journal Rank (SJR)

- A newer measure of journal influence, SJR measures both article citation counts, but also the influence of the other journals that those citations are in.

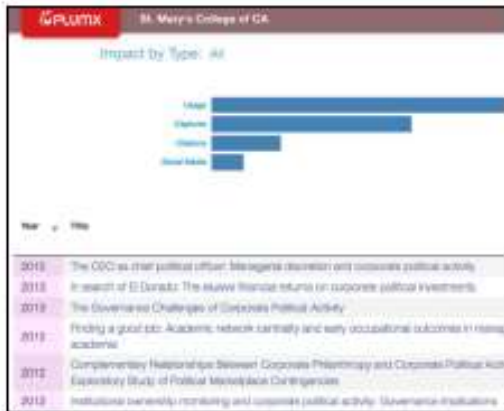


### SNIP

- One of the newest metrics, SNIP Indicator (Source Normalized Impact per Paper) aims to compare typical citation metrics but compared within the field only.

# Impact Sources St. Mary's College

## Alt Metrics





# Impact Rubric

## St. Mary's College

SEBA FACULTY - IMPACT OF RESEARCH AND ACTIVITIES DASHBOARD: J. TOMAS GOMEZ-ARIAS																		
GENERAL INFORMATION	YEAR	CITATION	LIBRARY HOLDINGS	JOURNAL ACCEPTANCE RATE (CABELL'S)/BOOK RATING	CCI REPORT	JOURNAL IMPACT FACTOR	SCImago JOURNAL RANK	SNIP	CITATIONS	USAGES	MENTIONS	STRATEGIC FOCI		RESEARCH TYPE			COMMENTS	
												GLOBAL	ESPOSIBLE	DISCIPLINE	PEDAGOGY	PRACTICE		
LAST 5 YEARS (2010-2011, 2011-2012, 2012-2013, 2013-2014, 2014-2015) - PUBLICATIONS AND OTHER ARTIFACTS																		
Peer-reviewed journal article	2016	Kclhede, E. and Gomez-Arias, J.T. (2016). Segmentation of Infrequent performing aits consumer. Arts and the Market, 6 (1), 88-110.	325	70%	Qualified: Management and Marketing	not reported	not reported	not reported	not reported	25	not reported				X			
Peer-reviewed case study	2012	Bluhm, C.T., Vradelis, M., Asaravala, C., Li, D., Threlkeld, B. & Gomez-Arias, J.T. (2012) TNK-BP: Tread with Care. (Fraturipis, ed.). Journal of International Business and Case Studies, 18 (6), 39-44.	325	25%	High: Accounting; Economics and Finance; Marketing	not reported	0.11	0.009	not reported	484	not reported	X				X		
Peer-reviewed case study	2011	Bluhm, C.T., Vradelis, M., Asaravala, C., Li, D., Threlkeld, B. & Gomez-Arias, J.T. (2011) Tread with Care. Journal of the International Academy for Case Studies, 18 (5), 35-40.	325	25%	High: Accounting; Economics and Finance; Management	not reported	0.11	0.009	not reported	484	not reported	X						
Peer-reviewed academic journal article	2011	Genn, L., Gomez-Arias, J.T., & Kclhede, E. (2011). From a great books liberal aits education to an integrated marketing program of study. Review of Business Research, 11(3), 13-26.	204	22%	not reported	not reported	not reported	not reported	not reported	not reported	not reported						X	
Peer-reviewed academic journal article	2010	Gomez-Arias, J.T., Mendez-Naya, J. & Mendez-Naya, L. (2010). Export subsidies and countervailing preferential trade agreements. Journal of International Business and	122	18%	not reported	not reported	not reported	not reported	not reported	not reported	not reported	X		X				
OLDER THAN 5 YEARS (older than 2010) - PUBLICATIONS AND OTHER ARTIFACTS																		
Peer-reviewed academic journal	2009	Genn, L. & Gomez, T. (2009) Beyond monetization: Creating value through online social networks. International	827	50%	Qualified: Management;	not reported	not reported	not reported	not reported	not reported	not reported				X			

Faculty CV Updates

Data Collection (External / Quantitative)

Faculty Self-Report (Internal / Qualitative)



**Coming Soon...**

# Airiti Citation Index



**[Reducing the Unplanned Removal Rate of Endotracheal Tubes in the Pediatric Intensive Care Unit].**

Citation data: Hu li za zhi The journal of nursing, ISSN: 0047-262X, Vol: 62, Issue: 3 Suppl, Page: 39-48, Publication Year: 2015

USAGE ^	814	CAPTURES v	3	MENTIONS v	1	SOCIAL MEDIA v	1
Downloads e airiti Library	344	Readers e	3	Comments e	1	Shares e	1
Abstract Views e airiti Library	270						
	270						

ARTICLE SUMMARY

STABLE URL:  
dev.plu.mx/a/4xalKD6oOQ

PMD:  
26074116

DOI:  
10.6224/jn.62.3s.39



**Political and Economic Analysis of Total Defense Education in Taiwan, 1949~2005**

Citation data: 臺灣大學政治學研究所學位論文, Page: 1-176, Publication Year: 2006

USAGE ^	196	CITATIONS ^	18
Abstract Views e airiti Library	124	Citation Indexes e airiti Library	18
Downloads e airiti Library	71		

THESIS / DISSERTATION SUMMARY

STABLE URL:  
dev.plu.mx/a/ANSUwhMLfWguAM9DKT3hIWDbRuUutaXcv-B7WmLKBv8

URL:  
<http://www.airitilibrary.com/Publication/alDetailedMesh1?DocID=U0001-2501200611345900>


AUTHOR(S):  
韓章霖

THESIS / DISSERTATION DESCRIPTION

摘要 我國全民國防教育的形式與內容，深受以國家為中心的內外政經體制的影響。本文嘗試以歷史結構論的觀點，從國內政經變遷、兩岸關係及後冷戰結束的全球化走向，分析戰後全民國防教育體制的內涵與變遷，從而探討「威權時期」、「民主轉型時期」與「民主鞏固時期」全民國防教育的動態變遷。自1949年宣布戒嚴起，到1987年解嚴結束，為「威權時期」，政府採取威權主義的軍國體制，政治力強力介入並經社會各層層滲透，國家機關明顯支配、主導整體的社會變遷發展。當時的歷史背景與時空國家權治主義，全民國防的基礎自然生成，並內化於生活中，則病中心是

[Show More](#)

# Targeted Chinese Metrics Source



国家哲学社会科学学术期刊数据库  
National Social Sciences Database

知乎



中国科技论文在线  
Sciencepaper Online



中国科技期刊开放获取平台  
China Open Access Journals



经管之家: 做最好的经管教育



airiti Library 華藝線上圖書館



中国科学院 机构知识库服务网格  
CHINESE ACADEMY OF SCIENCES Institutional Repositories Grid



小木虫  
学术 科研 第一站  
www.emuch.net

微博

# 1) Integration of Plum Print and EBSCOhost full-text databases



### 3. Comparison and analysis of top 10 exercise android Apps in mainland China.



Academic  
Journal

Yanling Wang; Liu Sun; Yahong Xu; Qian Xiao; Polun Chang; **Ying Wu**; Studies in Health Technology & Informatics, Aug2015; 216 1024-1024. 1p. (Journal Article) ISSN: 0926-9630



**PlumX Metrics**

### 4. 3D CPR Game Can Improve CPR Skill Retention.



Academic  
Journal

Jia Li; Yimin Xu; Yahong Xu; Peng Yue; Liu Sun; Ming Guo; Shuqin Xiao; Shu Ding; Yanyan Cui; Shulan Li; Qiuying Yang; Polun Chang; **Ying Wu**; Studies in Health Technology & Informatics, Aug2015; 216 974-974. 1p. (Journal Article) ISSN: 0926-9630



**PlumX Metrics**

### 5. Development and Usability Evaluation of the Mobile Delirium Assessment App Based on Confusion Assessment Method for Intensive Care Unit (CAM-ICU)



Academic

Meihua Ji; **Ying Wu**; Polun Chang; Xin Yang; Fangyu Yang; Shuang Xu; Studies in Health Technology & Informatics, Aug2015; 216 899-899. 1p. (Journal Article) ISSN: 0926-9630



**PlumX Metrics**

## 2) Integration of Plum Print and EDS



**EBSCO Discovery Service  
(EDS)**



# Thank You

Find out more information at:

<http://www.plumanalytics.com>

---

Mike MacKinnon



MacKinnon@PlumAnalytics.com



+01-206-218-8146