




# 一手掌握歐洲各類資源

參考組 葉景榕 分機2483


2019.03.21



**讓我們從數據說起...**



# Why statistics...

- ✦ used by researchers in many fields to organize, analyze, and summarize data.
  - ✦ used to communicate research findings and to support hypotheses and give credibility to research methodology and conclusions.
  - ✦ It is important for researchers and also consumers of research to understand statistics so that they can be informed, evaluate the credibility and usefulness of information, and make appropriate decisions.
- 

# 政策研究指標資料庫 PRIDE

帳號  密碼   [用戶註冊](#) [忘記密碼](#)

[聯絡我們](#) | [國研院](#) | [科政中心](#)

**專題分析報導** Win The PRIDE 競賽結果 簡介及資料來源 指標清單 電子報

圖解看世界 歷史輪播圖

2018 2017 2016 2015 2014

**從人才流動探討台灣人才競爭力** / 2018-12-28

隨著科技快速發展、經濟市場全球化、人口及產業結構轉變，以及中國等亞洲國家的崛起，使人才在全球的跨境流動更趨於頻繁，同時也影響著全球的勞動力供給，關鍵人才在全球企業供不應求。人才資本是推動國家經濟成長與產業創新發展的關鍵基礎，可為企業創造價值，進而提升國家競爭力。為瞭解全球人才流動現象，及其對於國家競爭力的影響，本文以瑞士洛桑管理學院(IMD)發佈之2018年世界人才報告、IMD與瑞士世界經濟論壇(WEF)衡量勞動市場的指標、國人赴海外工作的人數、在台灣工作之國外專業人才，以及博士人才流動意願調查等，研析台灣和各大主要國家對於人才培育、吸引人才、人才準備度，及勞動市場的表現。

科技創新儀表板 科技人力資本儀表板



# Eurostat-歐盟統計局



Looking for data on Europe?

Go to our website:  
[ec.europa.eu/eurostat](https://ec.europa.eu/eurostat)

Eurostat: your key to objective,  
comparable and free statistics

QUALITY

eurostat

ec.europa.eu/eurostat/home?p\_auth=BMAAuWo7&p\_id=estatste

Sign In | Register

Legal notice | RSS | Cookies | Links | Contact | English

Type a keyword, a publication title, a dataset title...

News Data Publications About Eurostat Help

European Commission > Eurostat > Home

### NEWS RELEASES

07/03/2019

#### Only 1 manager out of 3 in the EU is a woman

Nearly 9.4 million persons hold a managerial position in the European Union (EU): 6.0 million men (64% of all managers) and 3.4 million women (36%). In addition, women account for a little over one quarter of board members of publicly listed companies in the EU (27%), and for less than one fifth... [more](#)

Release calendar

### WHAT'S NEW?

11/03/2019

Turkey and China main destinations for EU's waste

11/03/2019

EU cereal harvest up 2.7% to 310 million tonnes

08/03/2019

Test your knowledge on the life of women and men

07/03/2019

Gender employment gap in the EU

### DATA

Most popular tables Complete database Visualisations & Tools

### ECONOMIC TRENDS

GDP - volume (% change)

EU (28 countries)

Change previous quarter Change same quarter previous year

0.3 Q4 2018

European Union 28 countries Euro Area 19 countries

# Eurostat-歐盟統計局

## Europe in statistics — economy, society and environment

- ✦ Eurostat成立於1953年，在1958年歐洲共同體成立後，統計部門於1959年正式命名為歐盟統計局，直屬歐洲共同體執委會管轄。
- ✦ 歐盟統計局的資料涵蓋所有歐洲政治、經濟、自然環境及學術研究等範圍，收錄的國家以歐盟28會員國為主，統計資料收錄完整，為歐盟統計資料的主要服務窗口。Eurostat指標豐富且多元。



<https://www.youtube.com/watch?v=ox8N1uPStYE>

# Eurostat-歐盟統計局

## News

- ▶ News releases
- ▶ Release calendar
- ▶ Themes in the spotlight

## Data

- ▶ Database
- ▶ Statistics by theme
- ▶ Statistics A to Z










## Publications


- ▶ Recently published
- ▶ Statistics Explained

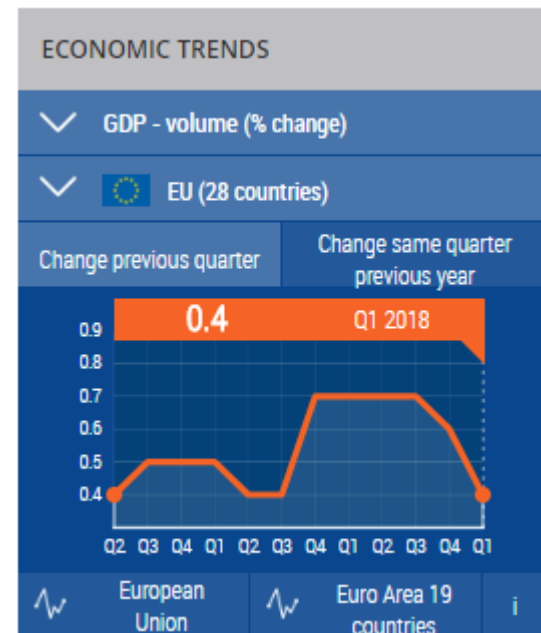
WHAT'S NEW? [See complete list](#)

 <b>15</b> LIFE ON LAND	<b>30/05/2018</b> What is your country doing to protect life on land?	 <b>29/05/2018</b> One in ten Europeans in arrears with payments
 <b>ESO</b> European Statistics Competition	<b>28/05/2018</b> "And the winner is..."	 <b>25/05/2018</b> We need you!

STATISTICS BY THEME [Statistics A to Z](#)

 <b>General and regional statistics</b>	 <b>Economy and finance</b>	 <b>Population and social conditions</b>
 <b>Industry, trade and services</b>	 <b>Agriculture and fisheries</b>	 <b>International trade</b>
 <b>Transport</b>	 <b>Environment and energy</b>	 <b>Science, technology and digital society</b>

 [Statistics Explained](#) [Statistical books](#)



# Eurostat-歐盟統計局

## ✚ 歐元區重要經濟指標

- ▶ 國內生產毛額(Gross Domestic Product, GDP)
- ▶ 經濟信心指數(Economic Sentiment Indicator)
- ▶ 工業生產指數(Index of Industrial Production)
- ▶ 零售銷售指數(Retail Sales Index)
- ▶ 貿易收支(External Trade Balance)
- ▶ 失業率(Unemployment Rate)
- ▶ 勞動成本(Labor Cost)
- ▶ 生產者物價指數(Producer Price Index , PPI)
- ▶ 調和消費者物價指數(Harmonized Indices of Consumer Prices , HICPs)

ec.europa.eu/eurostat

Sign in | Register

Legal notice | RSS | Cookies | Links | Contact | English

Type a keyword, a code, a title

European Commission > Eurostat > Home

News Data Publications About Eurostat Help

LATEST NEWS RELEASES

13/05/2015

**Women in the EU gave birth to their first child at almost 29 years of age on average**

In 2013, a majority (51.2%) of women in the European Union (EU) gave birth to their first child when aged in their 20s, while 40.6% became mothers in their 30s. In addition, more than 127 000 births of first children in the EU in 2013 were to women aged less than 20 (teenage mothers) and around... more

See complete list of news releases

Release calendar New infographic on Europe Day

LOOKING FOR INFORMATION ON A SPECIFIC TOPIC

General and regional statistics Economy and finance Population and social conditions

DATA

Most popular tables Complete database Apps & Tools

Key figures

	Employment rate	Part-time employment	Unemployment rate	Youth unemployment rate
2014, EU	69.2%	20.5%	9.8%	20.9%
2015M03, EU				

90  
80  
70  
60

EU SE

## EU POLICY INDICATORS

- ▶ Europe 2020
- ▶ Euro-indicators/PEELs
- ▶ European Pillar of Social Rights
- ▶ Sustainable development
- ▶ Circular economy
- ▶ Macroeconomic Imbalance Procedure (MIP)



# Eurostat-歐盟統計局

## Mobile APPs

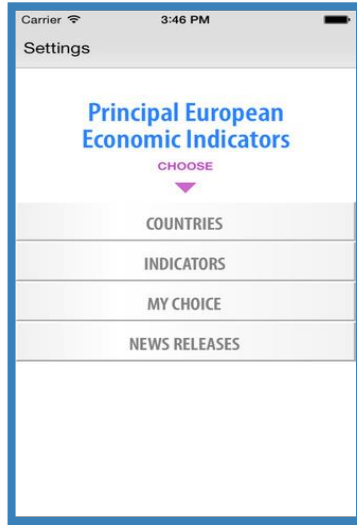
### EU Economy



### EU Economy



### Country Profiles



	EU28	BE
General government deficit/surplus - % of GDP	-3.3 (2013)	-2.6 (2013)
General government gross debt - % of GDP	87.1 (2013)	101.5 (2013)
Current taxes on income, wealth, etc. / General government - % of GDP	13.1 (2013)	17.0 (2013)
Taxes on production and imports / General government - % of GDP	13.4 (2013)	12.9 (2013)
Labour productivity per person employed - Index (EU27 = 100)	99.9 (2013)	127.3 (2013)
Labour productivity per hour worked -	99.9	132.9

	(2013)	(2013)
General government deficit/surplus - % of GDP	-2.6	-2.6
General government gross debt - % of GDP	101.5	101.5
Current taxes on income, wealth, etc. / General government - % of GDP	17.0	17.0
Taxes on production and imports / General government - % of GDP	12.9	12.9
Labour productivity per person employed - Index (EU27 = 100)	127.3	127.3
Labour productivity per hour worked -	132.9	132.9



路徑：European Commission>Eurostat>Help>First Visit>Tools



IN  
PRACTICE

✚ 請使用Eurostat查找下列相關資料

- ▶ Euro-indicators包含哪些相關指標
- ▶ The EU in the world- A statistical portrait
- ▶ Eurostat regional yearbook 2018
- ▶ Europe in figures-Eurostat yearbook 2018
- ▶ Key data on teaching languages at school in Europe
- ▶ Consumers in Europe
- ▶ Education in Europe-Key statistics
- ▶ European Union labour Force survey
- ▶ Databases: Population and social conditions包含哪些相關項目資料
- ▶ Key figures on European business-statistical pocketbook
- ▶ Tourism statistics in the European statistical system
- ▶ Farm structure survey in Bulgaria

# Eurobarometer-歐盟民意調查

Legal notice | Cookies | Contact | Search English (en)

EUROPEAN COMMISSION  
Public Opinion

European Commission > DGs > Communication > Public Opinion

Home What's New? Public Opinion and... Eurobarometer Interactive Twitter Archives Search

1974 1976 1978 1980 1982 1984 1986 1988 1990 1992 1994 1996 1998 2000 2002 2004 2006 2008 2010 2012 2014 2016 2018

**Standard EB**

**Special EB**

**Flash EB**

The Standard Eurobarometer was established in 1974. Each survey consists of approximately 1000 face-to-face interviews per country. Reports are published twice yearly. Reproduction is authorised, except for commercial purposes, provided the source is acknowledged.

Special Eurobarometer reports are based on in-depth thematic studies carried out for various services of the European Commission or other EU Institutions and integrated in the Standard Eurobarometer's polling waves. Reproduction is authorised, except for commercial purposes, provided the source is acknowledged.

Flash Eurobarometers are ad hoc thematic telephone interviews conducted at the request of any service of the

# Eurobarometer-歐盟民意調查

⊕ The Standard Eurobarometer



⊕ Special Eurobarometer



⊕ Flash Eurobarometers



⊕ The qualitative studies








IN  
PRACTICE

✚ 請使用Eurobarometer查找下列資料

- ▶ Preferences of Europeans towards tourism
- ▶ Special EB No. 435 之文件標題及內容
- ▶ Qualitative EB類別下的**Qualitative survey about Journalists and Social Media**
- ▶ Flash EB類別下，目前出版幾份報告
- ▶ Standard EB類別下，目前出版幾份報告



# AMECO-歐盟宏觀經濟數據庫



The screenshot shows the AMECO website interface. At the top, there are navigation tabs for "Commission and its priorities" and "Policies, information and services". Below this is the European Commission logo and a search bar with "English EN" and a "Search" button. A breadcrumb trail reads: "Home > Business, Economy, Euro > Indicators, Statistics > Economic databases > Macro-economic database AMECO". The main heading is "Macro-economic database AMECO". Below the heading is a paragraph: "AMECO is the annual macro-economic database of the European Commission's Directorate General for Economic and Financial Affairs. The database is regularly cited in Commission publications and is indispensable for the analyses and reports of the Directorate General." At the bottom, there are three columns of content:

AMECO database	Download annual data set of the macro-economic database AMECO	Government finance and other macro-economic data of EU Countries
AMECO is the annual macro-economic database of the European Commission's Directorate General for Economic and Financial Affairs.	Annual macro-economic database of the European Commission. Data for download in	Macro-economic data and in particular government finance data provide the basis

# AMECO-歐盟宏觀經濟數據庫

- ✦ The database contains data for EU-28, the euro area, EU Member States, candidate countries and other OECD countries (United States, Japan, Canada, Switzerland, Norway, Iceland, Mexico, Korea, Australia and New Zealand).
- ✦ Three main parts: Database, Forecasts, Explanatory note

## Variables

Select at least one variable and then click 'Next'

Search by word:  OR by code:

- + 1 - POPULATION AND EMPLOYMENT
- + 2 - CONSUMPTION
- + 3 - CAPITAL FORMATION AND SAVING, TOTAL ECONOMY AND SECTORS
- + 4 - DOMESTIC AND FINAL DEMAND
- + 5 - NATIONAL INCOME
- + 6 - DOMESTIC PRODUCT
- + 7 - GROSS DOMESTIC PRODUCT (INCOME APPROACH), LABOUR COSTS
- + 8 - CAPITAL STOCK
- + 9 - EXPORTS AND IMPORTS OF GOODS AND SERVICES, NATIONAL ACCOUNTS
- + 10 - BALANCES WITH THE REST OF THE WORLD
- + 11 - FOREIGN TRADE
- + 12 - NATIONAL ACCOUNTS BY BRANCH OF ACTIVITY
- + 13 - MONETARY VARIABLES
- + 14 - CORPORATIONS (S11 + S12)
- + 15 - HOUSEHOLDS AND NPISH (S14 + S15)
- + 16 - GENERAL GOVERNMENT (S13)
- + 17 - CYCLICAL ADJUSTMENT OF PUBLIC FINANCE VARIABLES
- + 18 - GROSS PUBLIC DEBT

European Commission  
Economic and Financial Affairs

European Commission > Economic and Financial Affairs > AMECO (Last Update 3 May 2018)

Select a variable:  Select a country(s):  Year(s):  Decimal(s):  All

Unit / Description:

*Civilian employment, persons (domestic)*  
Unit =

Country	2019	2018	2017	2016	2015	2014	2013	2012	2011	2010
Czech Republic	5210.8	5204.1	5168.1	5091.4	5027.5	4956.6	4920.4	4871.8	4888.4	4870.5
Denmark	2899.1	2873.8	2839.6	2793.4	2752	2714.1	2687.6	2688.6	2702.7	2706.1
Germany	44867	44561.3	44118.8	43468.4	42901.6	42508	42148	41884	41388	40831
Ireland	2132.5	2094.9	2049.8	2009.1	1954.1	1895	1863.2	1829.3	1853.4	1885.9
Greece	3853	3784.9	3720.5	3642.5	3625.5	3539.1	3535	3729.9	4124.2	4436.5

# AMECO-歐盟宏觀經濟數據庫

## Forecasts



### Statistical Annex of European Economy

SPRING 2018



### Cyclical Adjustment of Budget Balances

SPRING 2018



### General Government Data

General Government Revenue,  
Expenditure, Balances and Gross Debt

PART I: Tables by country

SPRING 2018

<https://goo.gl/1Hh8ZK>





IN  
PRACTICE

✚ 請使用AMECO查找下列資料

- 
- ▶ Total unemployment ( 2017 EU 28 Member States)
  - ▶ Total exports of goods : Foreign trade statistics( 2017 Eurozone)
  - ▶ Statistical annex to European Economy Autumn 2018
  - ▶ General Government Data - Part I: Tables by country Spring 2018

# OECD.stat

The screenshot shows the OECD.Stat website interface. At the top, the URL [stats.oecd.org](http://stats.oecd.org) is visible in the browser's address bar. The page features the OECD logo and the text "OECD.Stat". A search bar is located in the top right corner, with a "Getting Started" button next to it. The main content area is titled "Welcome to OECD Stat" and includes a navigation menu on the left with categories such as "Data by theme" and "Popular queries". The central text states: "OECD.Stat includes data and metadata for OECD countries and selected non-member economies." Below this, a section titled "Ways to access the data:" lists three methods: "By keyword using 'search'", "By selecting data in the left-hand menu", and "By accessing your saved queries under 'My Queries'". The footer contains copyright information and links for "Click here to Login", "Contact us", "Site Map", "User Guide", and "Home".

# OECD.stat

- ✦ OECD.Stat includes data and metadata for OECD countries and selected non-member economies.
- ✦ Ways to access the data:
  - ▶ By keyword using “search” (e.g. GDP, FDI, Health, unemployment, income distribution, population, labour, education, trade, finance, prices, Economic Outlook, Government Debt, Social expenditure ...)
  - ▶ By selecting data in the left-hand menu (popular queries or data by theme)
  - ▶ By accessing your saved queries under “My Queries” (for logged-in users)

OECD Statistics - Google Chrome  
stats.oecd.org

ORGANISATION FOR ECONOMIC CO-OPERATION AND DEVELOPMENT  
**OECD.StatExtracts**  
Complete databases available via OECD's iLibrary

Click here to Login | Contact us | User Guide | Home  
English | Français

Search  [Getting Started](#)

**Data by theme** Popular queries  
Find in Themes

All themes

- General Statistics
- Agriculture and Fisheries
- Demography and Population
- Development
- Economic Projections
- Education and Training
- Environment
- Finance
- Globalisation
- Health
- Industry and Services
- International Trade and Balance of Payments
- Labour
- Monthly Economic Indicators
- National Accounts
- Prices and Purchasing Power Parities
- Productivity
- Public Sector, Taxation and Market Regulation
- Regions and Cities
- Science, Technology and Patents
- Social Protection and Well-being

Welcome to OECD.Stat

Go to [OECD iLibrary](#) to access complete databases (subscribers).  
This page only offers access to OECD's core data.

OECD.Stat includes data and metadata for OECD countries and selected non-member economies.

Ways to access the data:


- By keyword using “search” (e.g. [GDP](#), [FDI](#), [Health](#), [unemployment](#), [income distribution](#), [population](#), [labour](#), [education](#), [trade](#), [finance](#), [prices](#), [Economic Outlook](#), [Government Debt](#), [Social expenditure](#) ...)
- By selecting data in the left-hand menu (popular queries or data by theme)
- By accessing your saved queries under “My Queries” (for logged-in users)

Powered by .Stat technology | © OECD. All rights reserved. Terms & Conditions | Privacy Policy


Click here to Login | Contact us | Site Map | User Guide | Home



## Search Tips

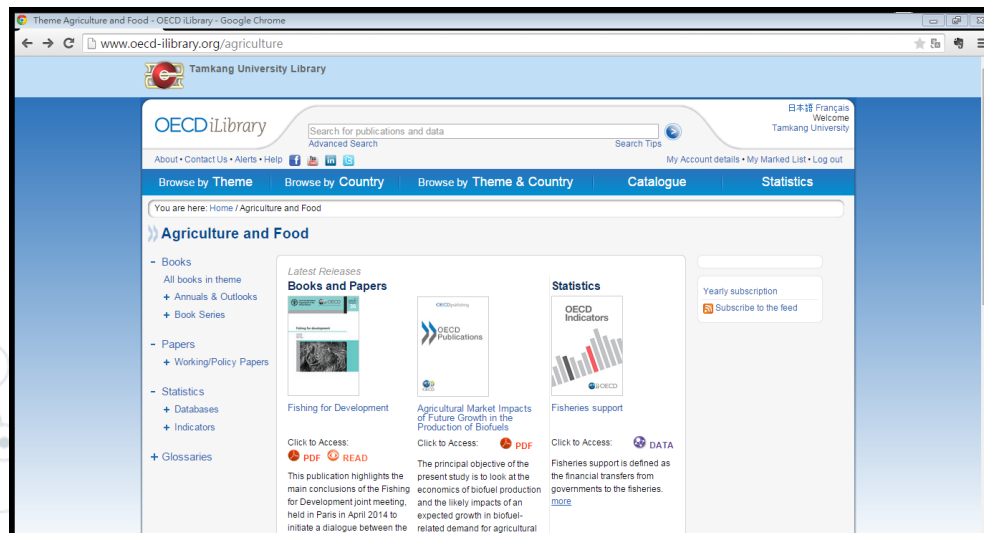
- ▶ **SELECT** a dataset in the left-hand menu.
  - ▶ **CHANGE** the displayed data by clicking on "Customize > Selection >" at the top of the table.
  - ▶ **RESHAPE** your table clicking on "Customize > Layout" at the top of the table.
  - ▶ **DOWNLOAD** the data to Excel or CSV by clicking on "Export > Excel" or "Export > Textfile (CSV)" at the top of the table.
- 






## ✦ 請使用OECD.Stat查找下列資料

- ▶ Health Care Resources: Total health and social employment
- ▶ Timely Indicators of Entrepreneurship
- ▶ 請試試看OECD iLibrary
- ▶ <http://www.oecd-ilibrary.org/statistics>





看看其他資源吧~

# Database of Treaties and Agreements



European Council  
Council of the European Union

Language selection



Search



[The European Council](#)

[The Council of the EU](#)

[Policies](#)

[Meetings](#)

[Documents & Publications](#)

[Press](#)

[Contact](#)

[Home](#) > [Documents & Publications](#)

Council of the EU

## Search the database of Treaties and Agreements

Share



Facebook



Twitter

This database contains information on **European Union Treaties and Agreements**.

Please note that information in the database is only available in English and French, and you can only search using these two languages.

To **search**, select one or more parties from the **alphabet list of parties** below, and click the **search**

# CosIng資料庫

Legal notice | Cookies | Contact | Search | English (en) ▼



**GROWTH**  
Internal Market, Industry, Entrepreneurship and SMEs

European Commission > Growth > Sectors > Cosmetics > CosIng

Twitter Facebook Google+ YouTube RSS

Home Single Market and Standards Industry Entrepreneurship and SMEs Access to finance for SMEs Sectors

## CosIng

Search

- Simple search
- Advanced search

Reference data

- Regulations
- Annexes
- Functions
- Abbreviations

User manual

## CosIng

CosIng is the European Commission database for information on cosmetic substances and ingredients contained in the:

- Cosmetics [Regulation \(EC\) No 1223/2009](#) of the European Parliament and of the Council;
- [Inventory of Cosmetic Ingredients](#) as amended by [Decision 2006/257/EC](#) establishing a common nomenclature of ingredients employed for labelling cosmetic products throughout the EU
- Opinions on cosmetic ingredients of the Scientific Committee for Consumer Safety ([List of SCCS opinions](#) published on the internet).

CAS, ELINCS or EINECS numbers can be searched for in CosIng.

Current data is listed as "active", while historical data is listed as "not active".



# EIROOnline-歐洲產業關係觀察資料庫



European Foundation for  
the Improvement of  
Living and Working  
Conditions

The tripartite EU agency providing knowledge  
to assist in the development of better social,  
employment and work-related policies

ENGLISH



Login

- About us
- Publications
- Topics
- Data and resources
- Surveys
- Countries
- Observatories
- News
- Events

Home > Observatories > EurWORK European Observatory of Working Life

European Monitoring Centre  
on Change - EMCC

European Observatory on  
Quality of Life - EurLIFE

European Observatory of  
Working Life - EurWORK

About EurWORK

Topical updates

Country updates

## EurWORK

European Observatory of Working Life

Eurofound's long-established observatories on industrial relations (EIRO) and working conditions (EWCO) have since 2014 been combined to form EurWORK: the European Observatory of Working Life. EurWORK gathers all Eurofound's resources on working conditions and industrial relations, and is supported by a Network of Eurofound Correspondents across all EU Member States and Norway.

Eurofound runs two regular surveys on working life issues: the European Working Conditions Survey (EWCS) and the European Company Survey (ECS).

EurWORK focuses on

Working conditions and sustainable work

Industrial relations

# Eurydice-歐洲教育資料庫

[Legal notice](#) | [Cookies](#) | [Contact on Europa](#) | [Search on Europa](#)

en English



EURYDICE

Search Search

[European Commission](#) > [EACEA National Policies Platform](#) > [Eurydice](#)



[YouthWiki](#)

[Eurydice](#)

[Mobility Scoreboard](#)

[Comparative reports](#)

[National Education Systems](#)

[News and Articles](#)

[About us](#)

[Contacts](#)

## Welcome to Eurydice

Better knowledge for better education policies



Welcome to Eurydice, a network of 42 national units based in all 38 countries of the Erasmus+ programme. Our task is to provide reliable information on national education systems, policies and how they work.

# VET-Bib-職業教育與培訓資料庫

Search Go Guest | [Log in](#)

 **CEDEFOP** | European Centre for the Development  
of Vocational Training

**VETBib** Bibliographic Database

[Home](#) | [Search](#) | [Browse Catalogue](#) | [New titles](#)

Search VET-Bib bibliographic database

Search all  Go

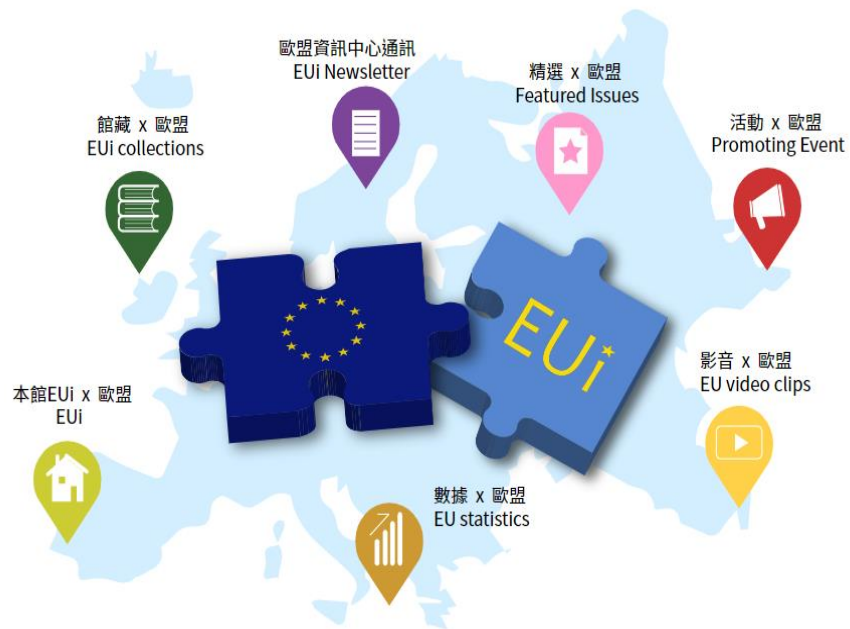

[Advanced search](#)



或是來HERE找資源~



# 歐盟資源特色館藏 EU SOURCE



五大特藏 武俠小說 世界文學 村上春樹 未來學 圖書館

<http://collections.lib.tku.edu.tw/#/eu>





THANKS!

**Any questions?**

You can find me at:

淡江圖書館歐盟資訊中心(5F) or mail  
[jennyeh@mail.tku.edu.tw](mailto:jennyeh@mail.tku.edu.tw)