

# 如何選擇投稿期刊. 工具篇

淡江大學圖書館參考組吳理莉



# 大綱

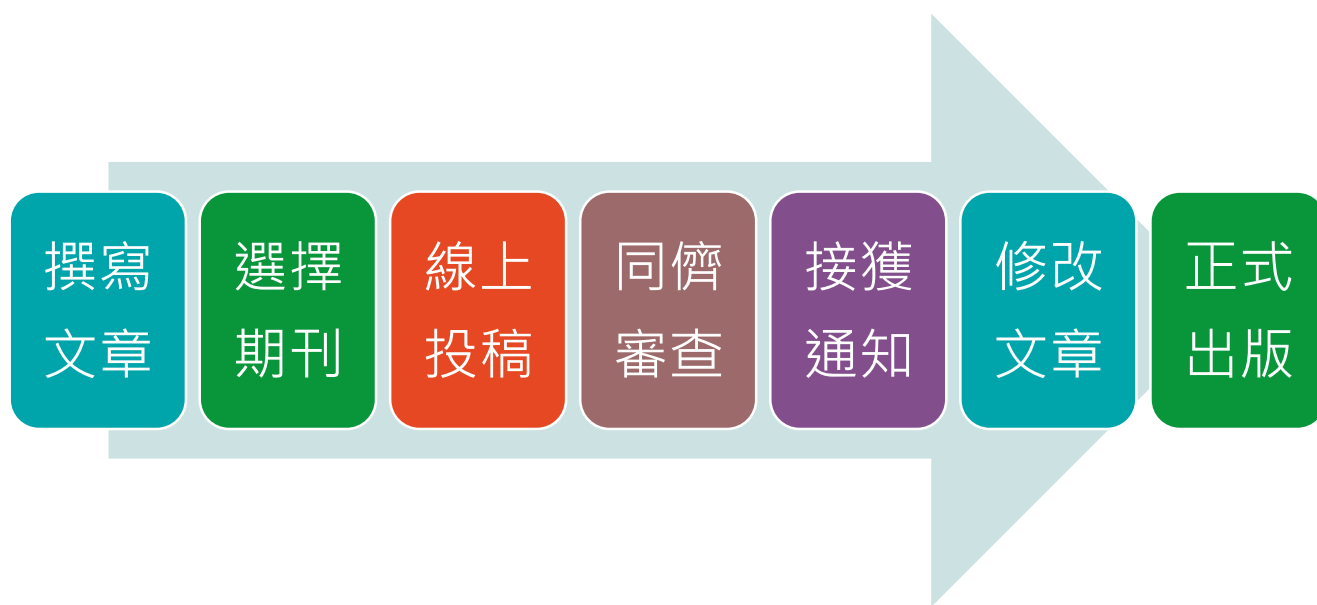
---

主題一：選刊基本考量

主題二：選刊工具有哪些

主題三：論文寫作與學術倫理資源

# 關於投稿.....



# 主題一 選刊基本考量



# 投稿前需先思量

投稿的目的

出版的時程

期刊的主題

文章的類型

所需的費用

# 主題二 選刊工具

- 期刊文獻資訊網
- Ulrichsweb
- JCR
- Match my manuscript
- 單一出版社

# 期刊文獻資訊網

- 國家圖書館，網址：<https://tpl.ncl.edu.tw/NclService/>
- 系統包含「中華民國出版期刊指南系統」與「臺灣期刊論文索引系統」，提供臺灣期刊出版之最新概況與臺灣期刊篇目資料。
- 新介面增加即時提供期刊「五年影響係數」，期刊篇目被「各類型文獻引用與點閱次數統計」。
- 使用者透過「期刊文獻資訊網」可免費查詢、閱覽，以及透過網路免費提供已獲授權的期刊論文全文。

# 期刊文獻資訊網

← → ↻ tpi.ncl.edu.tw/NclService/Journalguide

應用程式 Gmail YouTube 地圖 淡江大學 慶生紀念... 教育部教學實踐研... SLIM雲端圖書館自... Alma Login 私校選擇黃金自主... Anchi 飛賓得企業客服務系統

首頁 關於本站 網站導覽 聯絡我們 國家圖書館 English

國家圖書館  
期刊文獻資訊網  
NCL Taiwan Periodical Literature

查詢資訊 期刊授權 出版機構 公佈欄 常見問題 軟體工具下載

首頁 > 查詢資訊 > 期刊指南 (找期刊)

中外文學 所有欄位

AND 所有欄位 送出查詢

進階篩選條件

語文 全部語言

資料類型  學術性  一般性

出版日期 年 月 ~ 年 月



# 期刊文獻資訊網



首頁 > 查詢資訊 > 查詢結果

## 查詢結果分析

創刊年

1972(1)

語文

中文Chinese(1)

出版狀況

繼續刊行(1)

主題

文學(1)

學門

綜合(1)

## 查詢結果

檢索結果筆數(1)。各著作權人授權國家圖書館，敬請洽詢 [nclper@ncl.edu.tw](mailto:nclper@ncl.edu.tw)

在搜尋的結果範圍內查詢：

請輸入關鍵字

所有欄位

確定

全部

排序

刊名(遞增)

1

1

每頁顯示

20

筆

序號	刊名	ISSN	創刊年	出版狀況	出版類別
1	中外文學	0303-0849	19720600	繼續刊行	學術期刊

全部

排序

刊名(遞增)

1

1

每頁顯示

20

筆

# Ulrichsweb : Global serials directory

The screenshot displays the Ulrichsweb search interface. At the top, there is a navigation bar with the logo of 淡江大學圖書館 (Tamkang University Library) and various menu items: 檢索首頁, 圖書館首頁, 期刊檢索, 我要推薦, 課程指定用書, 主題館藏, and 功能表. A search bar contains the text 'Ulrichsweb' and includes options for '全部' (All), a microphone icon, and a magnifying glass icon. Below the search bar, there are filters for '字詞不相鄰' (Words not adjacent) and '任何欄位' (Any field). A yellow banner below the search bar contains the text '登入後以獲取完整結果, 並可申請預約' (Log in to get full results and apply for reservations) and buttons for '登入' (Log in) and '關閉' (Close).

The search results section shows '目前篩選條件' (Current filter conditions) with '資料庫' (Database) selected. Below this, there are options to '記住所有的篩選' (Remember all filters) and '重設篩選條件' (Reset filter conditions). The search results list includes one entry: 'Ulrichsweb : Global serials directory' from the '資料庫' (Database) section, dated '2015-', and marked as '線上可獲得' (Available online). The '調整檢索結果' (Adjust search results) section shows '擴展檢索結果' (Expand search results) selected and '無後分類可顯示' (No further classification can be displayed). At the bottom, there is a pagination control for '每頁結果筆數' (Number of results per page) with options for 10, 25, and 50.

# Ulrichsweb : Global serials directory

**ULRICHSWEB™**  
GLOBAL SERIALS DIRECTORY

Ulrich's Serials Analysis System

Tamkang University --Select Language--

搜尋 工作區 Ulrich's 更新 管理

登入我的 Ulrich's

請輸入標題、ISSN 或搜尋詞彙來尋找期刊或其他定期刊物:

進階搜尋 ▶

**什麼是 Ulrichsweb?**  
Ulrichsweb 是一項易於搜尋的詳細資訊來源，內含超過 300,000 份定期刊物 (也稱為期刊)，囊括所有類型：教學和學術期刊、電子期刊、經同儕審閱的標題、熱門雜誌、報紙、新聞通訊等等。

**它包括什麼?**  
Ulrichsweb 涵蓋了超過 900 個的主題領域。Ulrich 記錄提供各種資料點，例如 ISSN、出版商、語言、主題、摘要與索引涵蓋範圍、全文資料庫涵蓋範圍、目錄，以及圖書館員撰寫的評論。

**有哪些連結選項?**  
若您的組織已啟用連結選項，您也可使用 Ulrichsweb 來探索您圖書館的館藏目錄，或是您圖書館訂閱期刊資源的其他位置。

# Ulrichsweb : Global serials directory

The screenshot displays the Ulrichsweb Global Serials Directory interface. At the top, the logo for Ulrichsweb™ Global Serials Directory is visible, along with the text 'Ulrich's Serials Analysis System'. A search bar contains the text 'computers and education'. Below the search bar, the results for 'Computers & Education' are shown. The main content area includes a table with the following details:

刊名:	Computers & Education	ISSN:	1873-782X
出版商:	Elsevier Ltd	國家:	英國
狀態:	發行中	頻率:	每月 10/yr. until 2016
文字語言:	文字語言為: 英文	已審閱:	是
已摘要 / 已索引:	是	期刊類型:	期刊
內容類型:	教學 / 學術	格式:	線上
網站:	<a href="https://www.journals.elsevier.com/computers-and-education">https://www.journals.elsevier.com/computers-and-education</a>		

Additional information includes the publisher 'Elsevier Ltd', the frequency '每月 10/yr. until 2016', and the description 'Provides technically-based, interdisciplinary forum for communication'. The website also features navigation links such as '搜尋', '工作區', 'Ulrich's 更新', '管理', and '登入我的 Ulrich's'. A sidebar on the left provides options for '期刊詳細資訊', '相關標題', '其它格式版本 (2)', '清單', '已標記標題 (0)', '搜尋歷程記錄', and 'computers and education - (105594)'. The top right corner shows 'Tamkang University' and a language selection dropdown.

# Journal Citation Reports(簡稱：JCR)

- 蒐錄期刊引用文獻之數據，符合遴選標準的期刊才會收錄，每年6月底出版前一年指標(預計2022年6月30日發佈2021年數據)
- 利用 SCIE 及 SSCI 中的文獻引用關係，計算如期刊影響指數 Impact Factor、五年影響指數 5-Year Impact Factor 等期刊排名指標
- 2021年內容擴大收錄範圍至整個Web of Science核心合輯收錄期刊，包含Arts & Humanities Citation Index(A&HCI)和Emerging Sources Citation Index(ESCI)

# Journal Citation Reports(簡稱：JCR)

經典平臺	新平臺	
Journal Relationships (SCIE · SSCI)	A&HCI(藝術及人文)	無 JIF
	ESCI(新興資源)	
	所有期刊JCI指標數據及排名	
	引進Early Access內容	
原有的指標數據(例如：影響係數JIF、5 Year Impact Factor等數據)		

## Web of Science 的「Early Access」是什麼？

我們所定義的 Early Access，是在期刊最終指派完成的卷號/期號之前於線上發表的文獻版本內容。我們採用的定義如下：「固定版本的期刊文章，由任何組織以出版商身分正式獨自宣告文章『已經發表』。」雖然前述定義只特別提到文章，我們將這個概念更廣泛應用於任何文件類型，前提在於符合相同標準。

相關內容列為 Early Access 的必要條件為：

- 除了最終指派的卷號/期號以外，文獻版本不會變更
- 包含不會變更的 DOI
- 包含 Early Access 發表日期
- 包含參考文獻 (如果出現在文獻版本中)
- 不包含卷、期、頁碼範圍、最終發表日期
- 於採用卷/期模式的期刊發表

- ✦ Early Access：即在最終分配到已成刊的卷/期之前，以線上形式發表的「正式出版版本」內容
- ✦ Journal Impact Factor(JIF)：該期刊於早2年所出版的文獻數，在某一特定年分中被其它文章引用的平均數，用來比較相同研究領域中期刊相對影響程度
- ✦ Journal Citation Indicator(JCI)：期刊過去三年發表可引用的項目的學科正規化引文影響力(CNCI)平均值，大於1表示高於全球平均水準

# Journal Citation Reports(簡稱：JCR)

確認期刊基本資訊

掌握學科相關期刊

了解期刊的影響力

評估合適投稿刊物

# Journal Citation Reports(簡稱：JCR)

The screenshot shows the Clarivate Journal Citation Reports website. The top navigation bar includes the Clarivate logo, the text "Journal Citation Reports", and links for "Browse journals", "Browse categories", and "Browse publishers". A red box highlights the Chinese characters "瀏覽" (Browse) next to these links. On the right side of the navigation bar, there are links for "My favorites", "Sign in", and a "Register" button. Below the navigation bar, a large purple banner contains the text "The world's leading journals and publisher-neutral data". A search bar is centered on the banner, with the placeholder text "Journal name/abbreviation, ISSN/eISSN, category, publisher" and the Chinese characters "查尋" (Search). A red box highlights the search bar. Below the banner, there is a section titled "Already have a manuscript?" with a subtext "Find relevant, reputable journals for potential publication of your research using Manuscript matcher." and a "Match my manuscript" button. At the bottom, there is a section titled "See full listings and refine your search" with four icons and labels: "Browse journals", "Browse categories", "Browse publishers", and "Browse countries". A "COMING SOON" label is visible below the "Browse countries" icon. In the bottom right corner, there is a "13 ?" icon and a language selector showing "CH".



# Journal Citation Reports(簡稱：JCR)

The screenshot displays the Clarivate Journal Citation Reports (JCR) website. The main header shows 'Journal Citation Reports' with navigation links for 'Browse journals', 'Browse categories', and 'Browse publishers'. The 'Browse journals' link is highlighted with a red box. Below the header, the page indicates '20,994 journals' and includes a search bar and an 'Export' button. A table lists various journals with columns for Journal name, ISSN, eISSN, Category, Total Citations, 2020 JIF, JIF Quartile, 2020 JCI, and % of OA Gold. A sidebar on the left provides filter options for Journals (26,696), Categories (254), Publishers (8,113), Country / region (118), Citation Indexes, JCR Year, Open Access, JIF Quartile, JIF Range, JCI Range, and JIF Percentile. The sidebar also includes 'Reset' and 'Apply' buttons. A 'Filter' button is visible in the main content area. A '13 ?' badge is present in the bottom right corner of the table area.

Journal name	ISSN	eISSN	Category	Total Citations	2020 JIF	JIF Quartile	2020 JCI	% of OA Gold
<input type="checkbox"/> CA-A CANCER JOURNAL FOR CLINICIANS	0007-9235	1542-4863	ONCOLOGY - SCIE	55,868	508.702	Q1	77.64	100.00 %
<input type="checkbox"/> NATURE REVIEWS MOLECULAR CELL BIOLOGY	1471-0072	1471-0080	CELL BIOLOGY - SCIE	58,477	94.444	Q1	7.01	1.40 %
<input type="checkbox"/> NEW ENGLAND JOURNAL OF MEDICINE	0028-4793	1533-4406	MEDICINE, GENERAL & INTERNAL - SCIE	464,376	91.253	Q1	26.14	0.00 %
<input type="checkbox"/> NATURE REVIEWS DRUG DISCOVERY	1474-1776	1474-1784	Multiple	41,993	84.694	Q1	10.86	0.88 %
<input type="checkbox"/> LANCET	0140-6736	1474-547X	MEDICINE, GENERAL & INTERNAL - SCIE	369,614	79.323	Q1	20.05	22.81 %
<input type="checkbox"/> Nature Reviews Clinical Oncology	1759-4774	1759-4782	ONCOLOGY - SCIE	17,973	66.675	Q1	7.72	4.38 %
<input type="checkbox"/> Nature Reviews Materials	2058-8437	2058-8437	Multiple	19,887	66.308	Q1	4.06	1.91 %
<input type="checkbox"/> Nature Energy	2058-7546	2058-7546	Multiple	28,166	60.858	Q1	8.15	0.32 %
<input type="checkbox"/> NATURE REVIEWS CANCER	1474-175X	1474-1768	ONCOLOGY - SCIE	62,391	60.716	Q1	7.64	0.68 %

# Journal Citation Reports(簡稱：JCR)

- 期刊基本資訊：刊名、ISSN、刊名縮寫、被收錄的索引-學科類別、語言、國家、創刊號出版年、出版社、出版地址、出版頻率

The screenshot shows the JCR website interface for the journal 'COMPUTERS & EDUCATION'. The page is divided into several sections:

- Journal information:** Includes the journal title 'COMPUTERS & EDUCATION', ISSN '0360-1315', EISSN '1873-782X', JCR abbreviation 'COMPUT EDUC', and ISO abbreviation 'Comput. Educ.'. A dropdown menu for 'JCR YEAR' is set to '2020', with a green annotation '資料年份' (Data Year) pointing to it.
- Journal information (right side):** Lists 'EDITION' as 'Social Sciences Citation Index (SSCI)', 'CATEGORY' as 'EDUCATION & EDUCATIONAL RESEARCH - SSCI' and 'COMPUTER SCIENCE, INTERDISCIPLINARY APPLICATIONS - SCIE', 'LANGUAGES' as 'English' (with a green annotation '語文' (Language) pointing to it), 'REGION' as 'ENGLAND', and '1ST ELECTRONIC JCR YEAR' as '1997'. A green annotation '收錄索引' (Indexed) points to the SSCI/SCIE information.
- Publisher information:** Lists 'PUBLISHER' as 'PERGAMON-ELSEVIER SCIENCE LTD', 'ADDRESS' as 'THE BOULEVARD, LANGFORD LANE, KIDLINGTON, OXFORD OX5 1GB, ENGLAND', and 'PUBLICATION FREQUENCY' as '10 issues/year', with a green annotation '出版頻率' (Publication Frequency) pointing to it.

# Journal Citation Reports(簡稱：JCR)

- Journal's performance : JIF、JCI、Citation distribution、Open Access (OA)、Rank by JIF、Rank by JCI

## Journal Impact Factor

The Journal Impact Factor (JIF) is a journal-level metric calculated from data indexed in the Web of Science Core Collection. It should be used with careful attention to the many factors that influence citation rates, such as the volume of publication and citations characteristics of the subject area and type of journal. The Journal Impact Factor can complement expert opinion and informed peer review. In the case of academic evaluation for tenure, it is inappropriate to use a journal-level metric as a proxy measure for individual researchers, institutions, or articles. [Learn more](#)

2020 JOURNAL IMPACT FACTOR

**8.538**

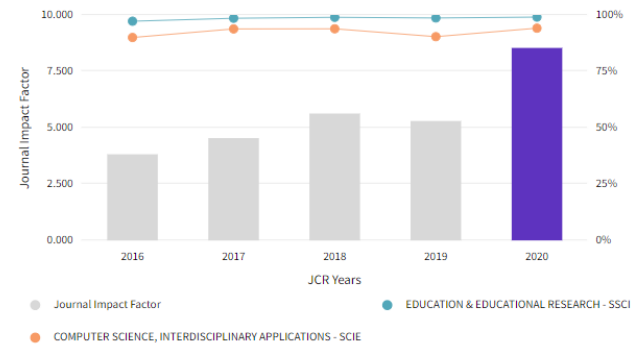
[View calculation](#)

JOURNAL IMPACT FACTOR WITHOUT SELF CITATIONS

7.802

[View calculation](#)

### Journal Impact Factor Trend 2020



[View all years](#)

近五年JIF表現趨勢圖

### Journal Impact Factor contributing items

[Export](#)

Citable items (409)		Citing Sources (729)	
TITLE		CITATION COUNT	
The technology acceptance model (TAM): A meta-analytic structural equation modeling approach to explaining teachers' adoption of digital technology in		83	
Augmented reality for STEM learning: A systematic review		59	
The flipped classroom: A review of its advantages and challenges		55	
Examination of relationships among students' self-determination, technology acceptance, satisfaction, and continuance intention to use K-MOOCs		47	
Technology Acceptance Model in M-learning context: A systematic review		42	
E-learning success determinants: Brazilian empirical study		41	
The impact of a flipped classroom approach on student learning experience		41	
The use of mobile learning in higher education: A systematic review		37	
Visual learning analytics of educational data: A systematic literature review		33	

期刊影響係數計算引用文獻之原始數據

# Journal Citation Reports(簡稱：JCR)

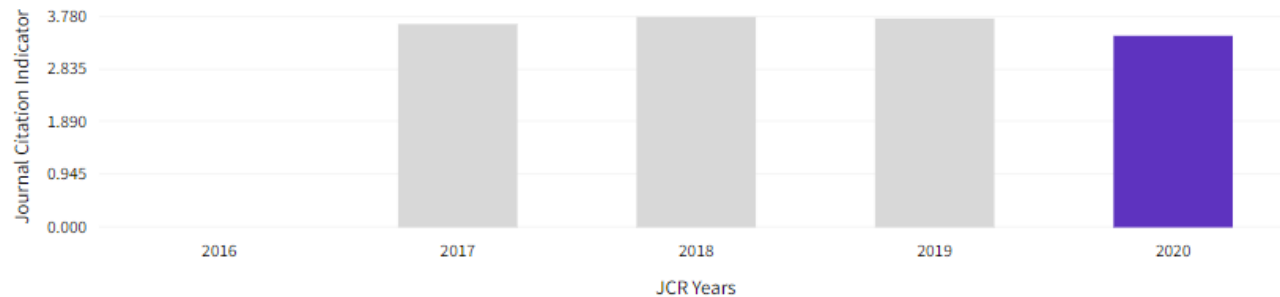
- Journal's performance : JIF、JCI、Citation distribution、Open Access (OA)、Rank by JIF、Rank by JCI

## Journal Citation Indicator (JCI)

Export

3.44

The Journal Citation Indicator (JCI) is the average Category Normalized Citation Impact (NCI) of citable items (articles & reviews) published by a journal over a recent three year period. The average JCI in a category is 1. Journals with a JCI of 1.5 have 50% more citation impact than the average in that category. It may be used alongside other metrics to help you evaluate journals. [Learn more](#)



近五年JCI表現趨勢圖

# Journal Citation Reports(簡稱：JCR)

- Journal's performance : JIF、JCI、Citation distribution、Open Access (OA)、Rank by JIF、Rank by JCI

## Citation distribution

## 期刊內各類型文獻的被引用次數篇數分佈

Export

The Citation Distribution shows the frequency with which items published in the year or two years prior were cited in the JCR data year (i.e., the component of the calculation of the JIF). The graph has similar functionality as the JIF Trend graph, including hover-over data descriptions for each data point, and an interactive legend where each data element's legend can be used as a toggle. You can view Articles, Reviews, or Non-Citable (other) items to the JIF numerator.

[Learn more](#)

ARTICLE CITATION MEDIAN

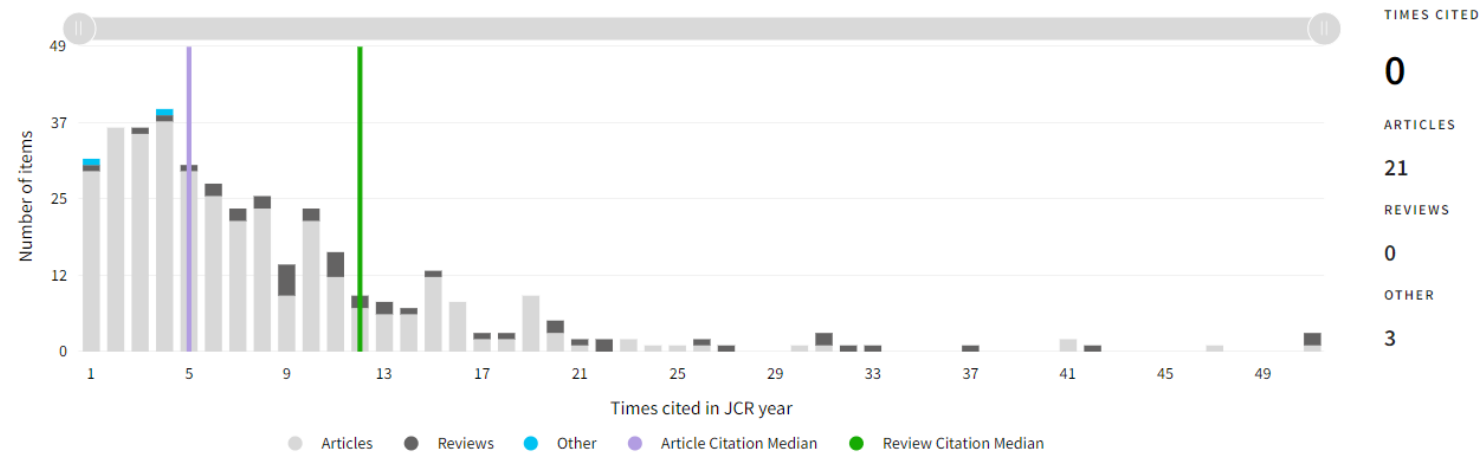
5

REVIEW CITATION MEDIAN

12

UNLINKED CITATIONS

58



TIMES CITED

0

ARTICLES

21

REVIEWS

0

OTHER

3

# Journal Citation Reports(簡稱：JCR)

- Journal's performance : JIF、JCI、Citation distribution、Open Access (OA)、Rank by JIF、Rank by JCI

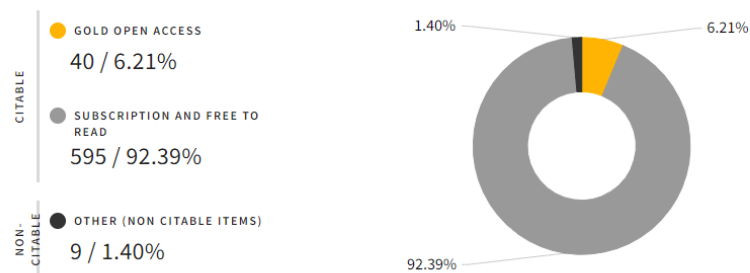
## Open Access (OA)

[Export](#)

The data included in this tile summarizes the items published in the journal in the JCR data year and in the previous two years. For example, in the 2020 JCR data, released in June 2021, the Open Access (OA) data show the publication model (Gold OA or subscription) of materials published in 2018, 2019 and 2020, and citations in 2020 to these items. This three-year set of published items is used to provide descriptive analysis of the content and community of the journal. [Learn more](#)

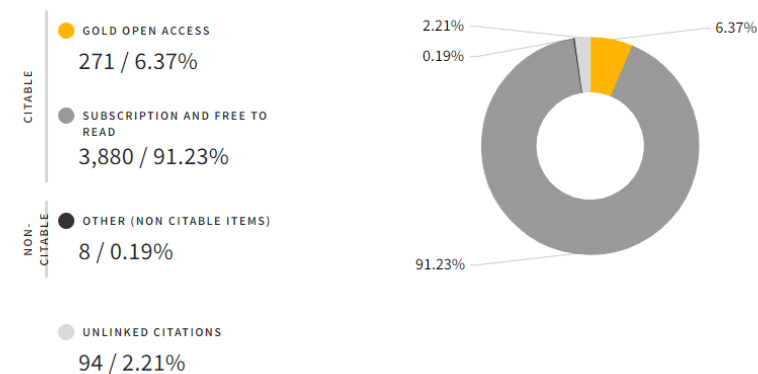
### Items 篇數

TOTAL CITABLE 635  
% OF CITABLE OA 6.30%



### Citations\* 被引用數

TOTAL CITABLE 4,151  
% OF CITABLE OA 6.53%



\*Citations in 2020 to items published in [2018 - 2020]

該本期刊屬於跟不屬於OA的篇數及比例

# Journal Citation Reports(簡稱：JCR)

- Journal's performance : JIF、JCI、Citation distribution、Open Access (OA)、Rank by JIF、Rank by JCI

## Rank by Journal Impact Factor 期刊在所屬領域中的排名、四分位數及百分位

Journals within a category are sorted in descending order by Journal Impact Factor (JIF) resulting in the Category Ranking below. A separate rank is shown for each category in which the journal is listed in JCR. Data for the most recent year is presented at the top of the list, with other years shown in reverse chronological order. [Learn more](#)

EDITION

Science Citation Index Expanded (SCIE)

CATEGORY

COMPUTER SCIENCE, INTERDISCIPLINARY APPLICATIONS

**7/111**

JCR YEAR	JIF RANK	JIF QUARTILE	JIF PERCENTILE	
2020	7/111	Q1	94.14	
2019	11/109	Q1	90.37	
2018	7/106	Q1	93.87	
2017	7/105	Q1	93.81	
2016	11/105	Q1	90.00	

EDITION

Social Sciences Citation Index (SSCI)

CATEGORY

EDUCATION & EDUCATIONAL RESEARCH

**3/265**

JCR YEAR	JIF RANK	JIF QUARTILE	JIF PERCENTILE	
2020	3/265	Q1	99.06	
2019	4/263	Q1	98.67	
2018	3/243	Q1	98.97	
2017	4/239	Q1	98.54	
2016	7/235	Q1	97.23	



# Journal Citation Reports(簡稱：JCR)

- Citation network : Cited Half-life、Citing Half-life 期刊的被引用半衰期與引用半衰期

## Cited Half-life

7.0 years

The Cited Half-Life is the median age of the items in this journal that were cited in the JCR year. Half of a journal's cited items were published more recently than the cited half-life.

TOTAL NUMBER OF CITES

22,801

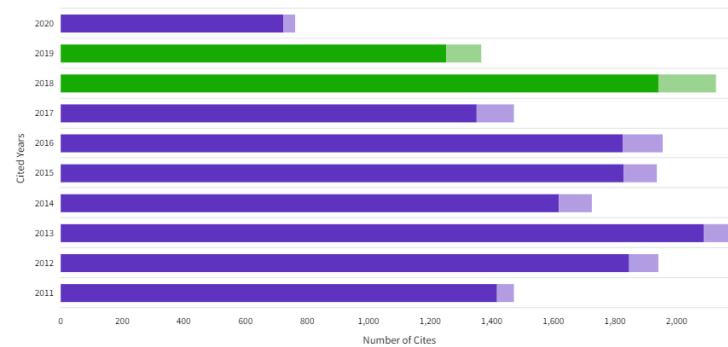
NON SELF-CITATIONS

21,499

SELF-CITATIONS

1,302

Cited Half-life Data



● Non-self citations: citations to the journal from the items in other sources ● Citations to items in the journal from items in the same journal ● Citations used to calculate the Impact Factor

## Citing Half-life

7.3 years

The Citing Half-Life is the median age of items in other publications cited by this journal in the JCR year.

TOTAL NUMBER OF CITES

16,512

NON SELF-CITATIONS

15,210

SELF-CITATIONS

1,302

Citing Half-life Data

近十年累積的被引用與引用數及相對百分比

CITED YEAR	# OF CITES FROM 2020	CUMULATIVE %	# OF CITING SOURCES
All years	22,801 citations	100.00%	2,116 sources
2020	761 citations	3.34%	258 sources
2019	1,365 citations	9.33%	414 sources
2018	2,127 citations	18.66%	531 sources
2017	1,471 citations	25.11%	462 sources
2016	1,954 citations	33.68%	560 sources
2015	1,935 citations	42.17%	600 sources
2014	1,724 citations	49.73%	574 sources
2013	2,199 citations	59.37%	630 sources
2012	1,940 citations	67.88%	612 sources
2011	1,471 citations	74.33%	486 sources
Older	5,854 citations		



# Journal Citation Reports(簡稱：JCR)

- Content metrics 有助於了解期刊內容來源，探析其國際影響力或區域研究概況

## Source data

This tile shows the breakdown of document types published by the journal. Citable Items are Articles and Reviews. For the purposes of calculating JIF, a JCR year considers the publications of that journal in the two prior years. [Learn more](#)

### 226 total citable items

	ARTICLES	REVIEWS	COMBINED(C)	OTHER DOCUMENT TYPES(O)	PERCENTAGE
NUMBER IN JCR YEAR 2020 (A)	201	25	226	4	98%
NUMBER OF REFERENCES (B)	13,834	2,576	16,410	102	99%
RATIO (B/A)	68.8	103.0	72.6	25.5	

不同類型文獻對期刊內容的相對貢獻

## Contributions by organizations

Organizations that have contributed the most papers to the journal in the most recent three-year period. [Learn more](#)

RANK	ORGANIZATION	COUNT
1	NATIONAL TAIWAN NORMAL UNIVERSITY	22
2	STATE UNIVERSITY SYSTEM OF FLORIDA	20
3	NATIONAL TAIWAN UNIVERSITY OF SCIENCE & TECHNOLOGY	18
4	UNIVERSITY OF HONG KONG	17
5	UNIVERSITY OF CALIFORNIA SYSTEM	13
6	UNIVERSITY OF NORTH CAROLINA	12

近三年為該期刊貢獻最多論文之來源組織與地區/國家概況

## Average JIF Percentile

The Average Journal Impact Factor Percentile takes the sum of the JIF Percentile rank for each category under consideration, then calculates the average of those values. [Learn more](#)

ALL CATEGORIES AVERAGE	EDITION Science Citation Index Expanded	EDITION Social Sciences Citation Index
<b>96.60</b>		
	COMPUTER SCIENCE, INTERDISCIPLINARY APPLICATIONS	EDUCATION & EDUCATIONAL RESEARCH
	<b>94.14</b>	<b>99.06</b>

期刊在不同領域JIF排名百分等級及所有領域排名平均百分等級

## Contributions by country/region

Countries or Regions that have contributed the most papers to the journal in the most recent three-year period. [Learn more](#)

RANK	COUNTRY / REGION	COUNT
1	USA	169
2	CHINA MAINLAND	88
3	Taiwan	82
4	Australia	55
5	Spain	48
6	GERMANY (FED REP GER)	39

# Journal Citation Reports(簡稱：JCR)

- Additional metrics 期刊正規化指標近5年表現趨勢

## Eigenfactor Score

0.02021

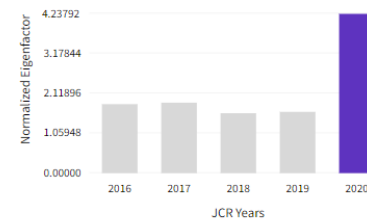
The Eigenfactor Score is a reflection of the density of the network of citations around the journal using 5 years of cited content as cited by the Current Year. It considers both the number of citations and the source of those citations, so that highly cited sources will influence the network more than less cited sources. The Eigenfactor calculation does not include journal self-citations. [Learn more](#)



## Normalized Eigenfactor

4.23792

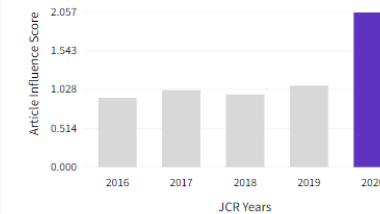
The Normalized Eigenfactor Score is the Eigenfactor score normalized, by rescaling the total number of journals in the JCR each year, so that the average journal has a score of 1. Journals can then be compared and influence measured by their score relative to 1. [Learn more](#)



## Article influence score

2.057

The Article Influence Score normalizes the Eigenfactor Score according to the cumulative size of the cited journal across the prior five years. The mean Article Influence Score for each article is 1.00. A score greater than 1.00 indicates that each article in the journal has above-average influence. [Learn more](#)



## 5 Year Impact Factor

9.269

[View Calculation](#)

The 5-year Impact Factor is the average number of times articles from

## Immediacy Index

3.367

[View Calculation](#)

The Immediacy Index is the count of citations in the current year to

# Journal Citation Reports(簡稱：JCR)

- Customize：客製化指標選擇5 Year JIF 可查看並下載期刊五年影響係數排名資料

265 journals<sup>0</sup>  
類別期刊總數  
教師研究獎勵總數：需扣除5 Year JIF值為“N/A”的種數

Indicators: Custom

Journal name	ISSN	eISSN	Category	Total Citations	2020 JIF	JIF Quartile	2020 JCI	% of OA Gold	5 Year JIF
<input type="checkbox"/> REVIEW OF EDUCATIONAL RESEARCH	0034-6543	1935-1046	EDUCATION & EDUCATIONAL RESEARCH - SSCI	13,654	12.565	Q1	5.54	12.16 %	18.742
<input type="checkbox"/> Educational Research Review	1747-938X	1878-0385	EDUCATION & EDUCATIONAL RESEARCH - SSCI	3,660	7.803	Q1	2.53	29.25 %	13.492
<input type="checkbox"/> EDUCATIONAL PSYCHOLOGIST	0046-1520	1532-6985	EDUCATION & EDUCATIONAL RESEARCH - SSCI	7,792	9.541	Q1	3.83	1.59 %	12.216
<input type="checkbox"/> Internet and Higher Education	1096-7516	1873-5525	EDUCATION & EDUCATIONAL RESEARCH - SSCI	4,427	7.178	Q1	5.01	4.41 %	11.363
<input type="checkbox"/> COMPUTERS & EDUCATION	0360-1315	1873-782X	EDUCATION & EDUCATIONAL RESEARCH - SSCI	22,801	8.538	Q1	3.44	6.30 %	9.269
<input type="checkbox"/> Educational Researcher	0013-189X	1935-102X	EDUCATION & EDUCATIONAL RESEARCH - SSCI	9,735	4.854	Q1	2.82	2.78 %	7.217
<input type="checkbox"/> SOCIOLOGY OF EDUCATION	0038-0407	1939-8573	EDUCATION & EDUCATIONAL RESEARCH - SSCI	3,845	6.088	Q1	2.86	5.08 %	7.098

- 1 Customize勾選5 Year JIF
- 2 按5 Year JIF表頭使其排序
- 3 按Export下載至Excel排序

出現  
表示依此欄排序

# Journal Citation Reports(簡稱：JCR)

- All Year：查看期刊所有年份數據

Journal Citation Reports [Browse journals](#)

Search results > Journal profile

JCR YEAR

All years

## NATURE

ISSN  
0028-0836

EISSN  
1476-4687

JCR ABBREVIATION  
NATURE

ISO ABBREVIATION  
Nature

Year	Total Citations	Journal impact factor	JIF without self cites	5 Year Impact Factor	Immediacy Index	Citable items	% of articles in Citable items	Average JIF Percentile
2020	915,939	49.962	49.315	54.637	24.651	1,076	98.23	99.306
2019	767,246	42.779	42.244	46.488	9.687	903	97.67	99.296
2018	745,692	43.070	42.478	45.819	9.435	904	96.57	99.275
2017	710,767	41.577	41.016	44.959	9.700	836	95.93	99.219
2016	671,254	40.137	39.533	43.769	9.129	879	95.90	99.219
2015	627,846	38.138	37.546	41.458	9.518	897	94.87	99.206
2014	617,363	41.456	40.821	41.296	9.585	862	96.06	99.123
2013	590,324	42.351	41.650	40.783	8.457	857	96.73	99.091
2012	554,745	38.597	37.957	38.159	9.243	869	96.09	99.107
2011	526,505	36.280	35.707	36.235	9.690	841	95.60	99.107
2010	511,248	36.104	35.527	35.248	8.792	862	95.71	99.153
2009	483,039	34.480	33.855	32.906	8.209	866	92.38	99.000
2008	443,967	31.434	30.865	31.210	8.194	899	94.66	98.810
2007	417,228	28.751	28.263	30.616	7.385	841	93.70	99.000
2006	390,690	26.681	26.060	n/a	6.789	962	94.07	97.000
2005	372,784	29.273	28.646	n/a	5.825	1,065	94.74	96.875
2004	363,374	32.182	31.535	n/a	6.089	878	97.61	98.889
2003	343,528	30.979	30.345	n/a	6.679	831	94.76	98.913

# Journal Citation Reports(簡稱：JCR)

- Compare：至多可同時比較4種期刊，查看基本資訊、JIF趨勢、JCI近五年趨勢、OA分佈等

範例：同時查看口袋名單中 ENGINEERING, CHEMICAL, SCI 的期刊表現

Journal Citation Reports

Browse journals | Browse categories | Browse publishers

My favorites | Sign In | Register

Browse journals > Journal comparison

## Comparing 4 journals

Energy & Environmental Science	JOURNAL OF SUPERCRITICAL FLUIDS	Green Processing and Synthesis	ENERGY & FUELS
ISSN/eISSN 1754-5692 / 1754-5706	0896-8446 / 1872-8162	2191-9542 / 2191-9550	0887-0624 / 1520-5029
CATEGORY ENERGY & FUELS-SCIE CHEMISTRY, MULTIDISCIPLINARY-SCIE ENVIRONMENTAL SCIENCES-SCIE ENGINEERING, CHEMICAL-SCIE	CHEMISTRY, PHYSICAL-SCIE ENGINEERING, CHEMICAL-SCIE	GREEN & SUSTAINABLE SCIENCE & TECHNOLOGY-SCIE CHEMISTRY, MULTIDISCIPLINARY-SCIE ENGINEERING, CHEMICAL-SCIE	ENERGY & FUELS-SCIE ENGINEERING, CHEMICAL-SCIE
REGION ENGLAND	NETHERLANDS	GERMANY (FED REP GER)	USA
LANGUAGE English	English	English	English
PUBLISHER ROYAL SOC CHEMISTRY	ELSEVIER	WALTER DE GRUYTER GMBH	AMER CHEMICAL SOC

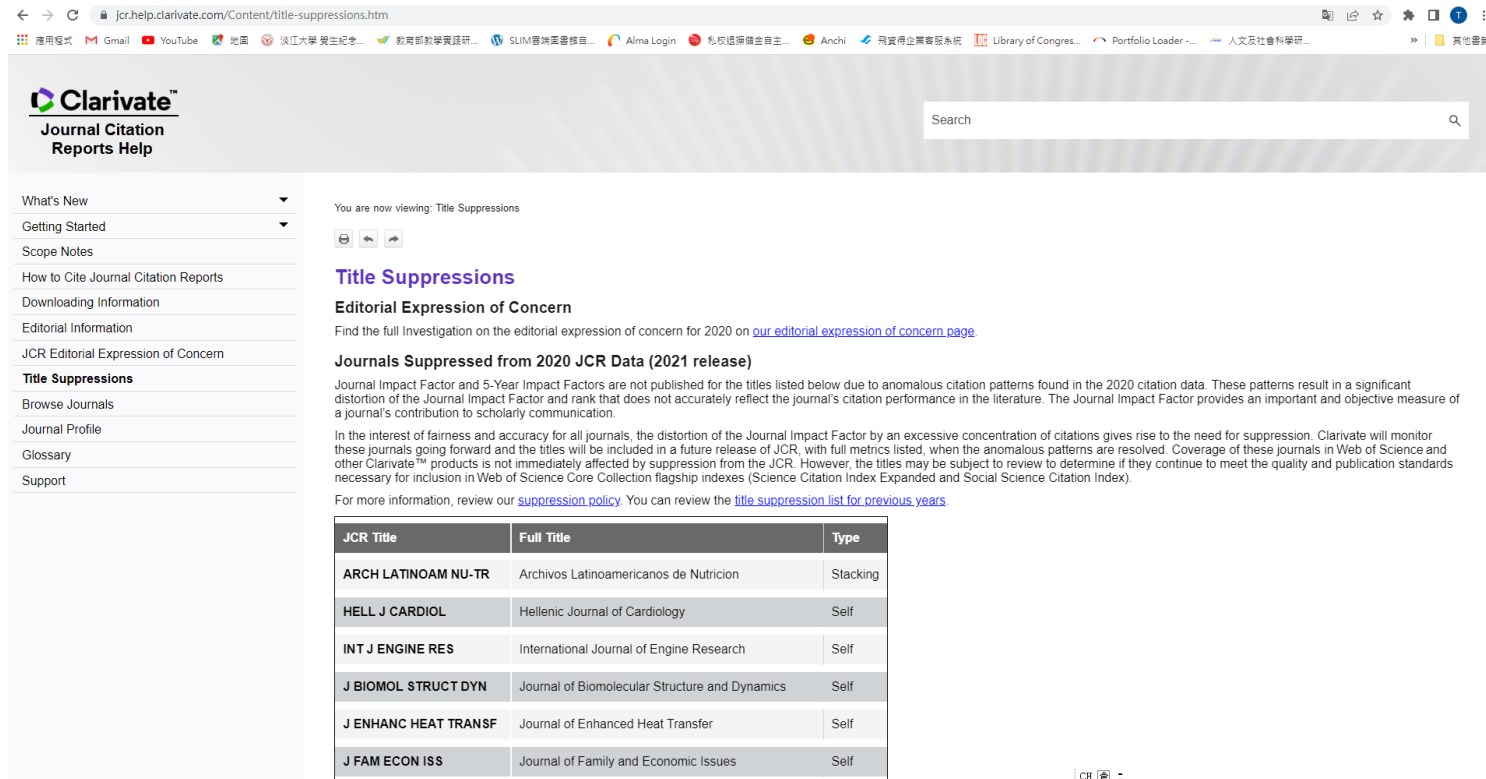
MOST RECENT 100 YEARS

CH ?

# Journal Citation Reports(簡稱：JCR)

- Title Suppressions：被抑制的期刊資訊，新版放在Help Guide裡

自引率或互引率異常高，無法反應真實學術水準，影響同學科類別其它期刊的名次及分區狀況，即會被列入鎮壓期刊。暫不在JCR公佈相關指標，為期一年，第二年重新計算，但仍在收錄範圍裡。



The screenshot shows the Clarivate Journal Citation Reports Help page for Title Suppressions. The page includes a search bar, a navigation menu on the left, and a main content area with the following sections:

- You are now viewing:** Title Suppressions
- Title Suppressions**
- Editorial Expression of Concern**  
Find the full Investigation on the editorial expression of concern for 2020 on [our editorial expression of concern page](#).
- Journals Suppressed from 2020 JCR Data (2021 release)**  
Journal Impact Factor and 5-Year Impact Factors are not published for the titles listed below due to anomalous citation patterns found in the 2020 citation data. These patterns result in a significant distortion of the Journal Impact Factor and rank that does not accurately reflect the journal's citation performance in the literature. The Journal Impact Factor provides an important and objective measure of a journal's contribution to scholarly communication.  
In the interest of fairness and accuracy for all journals, the distortion of the Journal Impact Factor by an excessive concentration of citations gives rise to the need for suppression. Clarivate will monitor these journals going forward and the titles will be included in a future release of JCR, with full metrics listed, when the anomalous patterns are resolved. Coverage of these journals in Web of Science and other Clarivate™ products is not immediately affected by suppression from the JCR. However, the titles may be subject to review to determine if they continue to meet the quality and publication standards necessary for inclusion in Web of Science Core Collection flagship indexes (Science Citation Index Expanded and Social Science Citation Index).  
For more information, review our [suppression policy](#). You can review the [title suppression list for previous years](#).

JCR Title	Full Title	Type
ARCH LATINOAM NU-TR	Archivos Latinoamericanos de Nutricion	Stacking
HELL J CARDIOL	Hellenic Journal of Cardiology	Self
INT J ENGINE RES	International Journal of Engine Research	Self
J BIOMOL STRUCT DYN	Journal of Biomolecular Structure and Dynamics	Self
J ENHANC HEAT TRANSF	Journal of Enhanced Heat Transfer	Self
J FAM ECON ISS	Journal of Family and Economic Issues	Self

# Journal Citation Reports(簡稱：JCR)

- “Strategies to reduce the global carbon footprint of plastics” 為探討碳足跡相關的高被引文獻，收錄於《NATURE CLIMATE CHANGE》期刊中。
- Q1：請問《NATURE CLIMATE CHANGE》期刊屬於下列哪個研究領域？

每本期刊可能涵蓋多種研究領域。於InCites Journal Citation Reports資料庫中會依據期刊之主題給予一個或多個研究領域分類。研究人員可依據不同研究領域，尋找適合的期刊進行投稿。

## 答題提示

- 【提示1】請使用InCites Journal Citation Reports資料庫(<https://jcr.clarivate.com>)。
- 【提示2】請於搜尋框中輸入期刊名稱檢索。
- 【提示3】請參考期刊基本資料中「Category」資訊。

- (A) BIOLOGY
- (B) GREEN & SUSTAINABLE SCIENCE & TECHNOLOGY
- (C) METEOROLOGY & ATMOSPHERIC SCIENCES

# Journal Citation Reports(簡稱：JCR)

- “Strategies to reduce the global carbon footprint of plastics” 為探討碳足跡相關的高被引文獻，收錄於《NATURE CLIMATE CHANGE》期刊中。
- Q2：請問該本期刊於2020年JCR中之Journal Impact Factor數值為多少？

期刊影響指數可用來評估或比較一期刊在同一領域內的相對重要性，或查看文章被引用的頻率，以確定哪一種期刊較值得收藏。

## 答題提示

【提示1】請使用InCites Journal Citation Reports資料庫(<https://jcr.clarivate.com>)。

【提示2】請於搜尋框中輸入期刊名稱檢索。

【提示3】請參考期刊之「Journal's performance」下之「Journal Impact Factor」數值。

- (A) 2.454
- (B) 7.968
- (C) 25.290



# Journal Citation Reports(簡稱：JCR)

- “Strategies to reduce the global carbon footprint of plastics” 為探討碳足跡相關的高被引文獻，收錄於《NATURE CLIMATE CHANGE》期刊中。
- Q3：請問該本期刊於2020年JCR中之Journal Citation Indicator (JCI)數值為多少？

期刊引用指標(Journal Citation Indicator, JCI) 由科睿唯安獨有的「正規化引文影響力(Category Normalize Citation Impact, 簡稱CNCI)數值所計算。CNCI值可排除不同學科領域、文獻類型、出版年代等可能影響論文影響力的變因，使跨學科的期刊比較更為合理。JCI等於1代表與「同領域」的期刊相比，影響力為全球平均水準。

## 答題提示

- 【提示1】請使用InCites Journal Citation Reports資料庫(<https://jcr.clarivate.com>)。
- 【提示2】請於搜尋框中輸入期刊名稱檢索。
- 【提示3】請參考期刊之「Journal's performance」下之「Journal Citation Indicator (JCI)」數值。

- (A) 0.73
- (B) 1.51
- (C) 5.06

# Journal Citation Reports(簡稱：JCR)

- “Strategies to reduce the global carbon footprint of plastics” 為探討碳足跡相關的高被引文獻，收錄於《NATURE CLIMATE CHANGE》期刊中。
- Q4：請問該本期刊於2020年JCR中於ENVIRONMENTAL STUDIES領域之JIF期刊排名等級為何？

透過JCR資料庫中的期刊排名(Rank)，可瞭解期刊於所屬領域中之排名狀況，瞭解期刊影響力。

## 答題提示

- 【提示1】請使用InCites Journal Citation Reports資料庫(<https://jcr.clarivate.com>)。
- 【提示2】請於搜尋框中輸入期刊名稱檢索。
- 【提示3】請參考期刊頁面下方「Rank by Journal Impact Factor」之「ENVIRONMENTAL STUDIES」領域中「JIF QUARTILE」數值。

- (A) Q1
- (B) Q2
- (C) Q3
- (D) Q4

# Journal Citation Reports(簡稱：JCR)

- “Strategies to reduce the global carbon footprint of plastics” 為探討碳足跡相關的高被引文獻，收錄於《NATURE CLIMATE CHANGE》期刊中。
- Q5：請問該本期刊於2020年JCR中，被引用次數源自於Open Access期刊文獻之比率屬於哪個區間？

透過JCR資料庫中的Open Access Journal Profile，可顯示入選期刊文章的獲取模式，進而瞭解免費閱讀和重複使用的文章，對期刊整體內容和引用表現之相對貢獻度。

#### 答題提示

- 【提示1】請使用InCites Journal Citation Reports資料庫(<https://jcr.clarivate.com>)。
- 【提示2】請於搜尋框中輸入期刊名稱檢索。
- 【提示3】請參考期刊頁面最下方「Open Access (OA)」圖表中，「Citations」下方「% Citable Open Access」的數值。

- (A) 0-10%
- (B) 11-49%
- (C) 50%以上

# Journal Citation Reports(簡稱：JCR)

- Match my manuscript：輸入標題與摘要，比對合適期刊

The screenshot shows the 'Match Manuscript' interface on the Web of Science Master Journal List website. The page is titled 'Match Manuscript' and includes a navigation bar with 'Search Journals', 'Match Manuscript', 'Downloads', and 'Help Center'. A blue banner at the top reads 'The power of the Web of Science™ on your mobile device, wherever inspiration strikes.' Below this, there are two main sections: 'Start a new search?' and 'Refine Your Manuscript Matcher Results'. The 'Start a new search?' section has a 'New Search' button. The 'Refine Your Manuscript Matcher Results' section contains input fields for 'Title' and 'Abstract', a 'Sort By' dropdown menu set to 'Match Score', and a 'Find Journals' button. The 'Abstract' field contains the text: 'Student-facing visualisations have attracted increased attention with recent developments in data-driven tools to support individual and group work. Learning analytics dashboards (LADs), a data-enhanced feedback tool that allows students to make...'. Below the input fields, there is a 'Matching Keywords' section with several checked keywords: 'collaborative learning experience', 'data-enhanced feedback tool', 'empower teams', 'visualisation tools', 'learning analytics dashboards', 'learning behaviours', and 'data-driven tools'. At the bottom, the 'Match Results' section indicates 'Found 30 results (Page 1)' and provides a 'Share These Results' link. The page also features a 'Filters' sidebar on the left with options like 'Web of Science Coverage', 'Open Access', 'Category', 'Country / Region', 'Language', 'Frequency', and 'Journal Citation Reports'. A 'Welcome, 吳理利' message is visible in the top right corner, along with 'Settings' and 'Log Out' links.

# JCR串接至Match my manuscript

- Match my manuscript : 利用View profile page · 查看期刊詳細資訊

Journal Citation Reports

**COMPUTERS & EDUCATION**

Publisher: PERGAMON-ELSEVIER SCIENCE LTD , THE BOULEVARD, LANGFORD LANE, KIDLINGTON, OXFORD, ENGLAND, OX5 1GB  
ISSN / eISSN: 0360-1315 / 1873-782X  
Web of Science Core Collection: Science Citation Index Expanded | Social Sciences Citation Index  
Additional Web of Science Indexes: Current Contents Social And Behavioral Sciences | Essential Science Indicators

Match Score: **0.38**

Top Keywords: learning analytics dashboards, collaborative learning experience, learning behaviours, visualisation tools, data-enhanced feedback tool, empower teams

[Share This Journal](#) [View profile page](#)

**BRITISH JOURNAL OF EDUCATIONAL TECHNOLOGY**

Publisher: WILEY , 111 RIVER ST, HOBOKEN, USA, NJ, 07030-5774  
ISSN / eISSN: 0007-1013 / 1467-8535  
Web of Science Core Collection: Social Sciences Citation Index  
Additional Web of Science Indexes: Current Contents Social And Behavioral Sciences | Essential Science Indicators

Match Score: **0.36**

Top Keywords: learning analytics dashboards, collaborative learning experience, learning behaviours, visualisation tools, empower teams, data-enhanced feedback tool, data-driven tools

# JCR串接至Match my manuscript

- Open Access：利用後分類篩選“open access”，找出合適的OA期刊

The screenshot displays the Match my manuscript search interface. On the left, a sidebar contains filters for journal categories, Open Access status, and search criteria. The main area shows three journal results, each with its name, publisher, ISSN, and indexing information.

**Filters:**

- Current Chemical Reactions
- Essential Science Indicators
- Index Chemicus
- Zoological Record
- Open Access
- Listed in Directory of Open Access Journals
- Category: Search for Category
- EDUCATION & EDUCATIONAL RESEARCH
- Country / Region
- Language
- Frequency
- Journal Citation Reports

**BMC MEDICAL EDUCATION** OPEN ACCESS

Publisher: BMC , CAMPUS, 4 CRINAN ST, LONDON, ENGLAND, N1 9XW  
ISSN / eISSN: 1472-6920  
Web of Science Core Collection: Science Citation Index Expanded | Social Sciences Citation Index  
Additional Web of Science Indexes: Current Contents Clinical Medicine | Current Contents Social And Behavioral Sciences | Essential Science Indicators

[Share This Journal](#) [View profile page](#)

**COMUNICAR** OPEN ACCESS

Publisher: GRUPO COMUNICAR , APDO CORREOS 527, HUELVA, SPAIN, 21080  
ISSN / eISSN: 1134-3478 / 1988-3293  
Web of Science Core Collection: Social Sciences Citation Index  
Additional Web of Science Indexes: Essential Science Indicators

[Share This Journal](#) [View profile page](#)

**EDUCACION XX1** OPEN ACCESS

Publisher: UNIV NACIONAL EDUCACION DISTANCIA , PO SENDA REY,BRAVO MURILLO 38, MADRID, SPAIN, 7-28040  
ISSN / eISSN: 1139-613X / 2174-5374  
Web of Science Core Collection: Social Sciences Citation Index  
Additional Web of Science Indexes: Essential Science Indicators

# JCR串接至Match my manuscript

- Match my manuscript：查看合適期刊之基本資訊，並取得可信賴之連結

The screenshot shows the Web of Science Master Journal List interface. The top navigation bar includes 'Web of Science Group Master Journal List', 'Search Journals', 'Match Manuscript', 'Downloads', and 'Help Center'. A user is logged in as 'Welcome, 吳理莉' with 'Settings' and 'Log Out' options. A blue banner promotes the mobile app with the text 'The power of the Web of Science™ on your mobile device, wherever inspiration strikes.' and 'Dismiss' and 'Learn More' buttons.

The main content area is for the journal 'COMPUTERS & EDUCATION'. It includes a 'Share This Journal' link, ISSN/eISSN (0360-1315 / 1873-782X), and the publisher 'PERGAMON-ELSEVIER SCIENCE LTD, THE BOULEVARD, LANGFORD LANE, KIDLINGTON, OXFORD, ENGLAND, OX5 1GB'.

The 'About' section states: 'Computing and communication technology continue to make an ever-increasing impact on all aspects of cognition, education and training, from primary to tertiary and in the growing open and distance learning environment. The journal is an established technically-based, interdisciplinary forum for communication in the use of all forms of computing in this socially and technologically significant area of application and will continue to publish definitive contributions to serve as a reference standard against which the current state-of-the-art can be assessed.'

The 'General Information' section is a table with the following data:

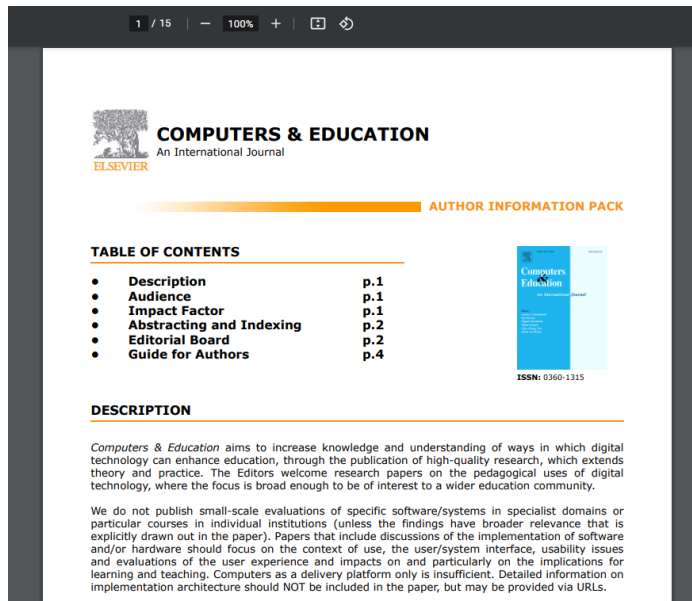
Journal Website	Visit Site	Publisher Website	Visit Site
1st Year Published	1976	Frequency	Monthly
Issues Per Year	10	Country / Region	ENGLAND
Primary Language	English	Instructions for Authors	Visit Site

On the left side, there is a sidebar menu with options: 'About', 'General Information', 'Web of Science Coverage', 'Journal Citation Report', 'Center for Open Science Information', 'Preprint Information', 'Peer Review Information', and 'PubMed® Information'. A 'Return to Search Results' button is located at the bottom of the sidebar.

# JCR串接至Match my manuscript

- Match my manuscript：串連至合適期刊、出版社或作者指南等重要頁面

## Instructions for Authors



**COMPUTERS & EDUCATION**  
An International Journal  
ELSEVIER

**AUTHOR INFORMATION PACK**

**TABLE OF CONTENTS**

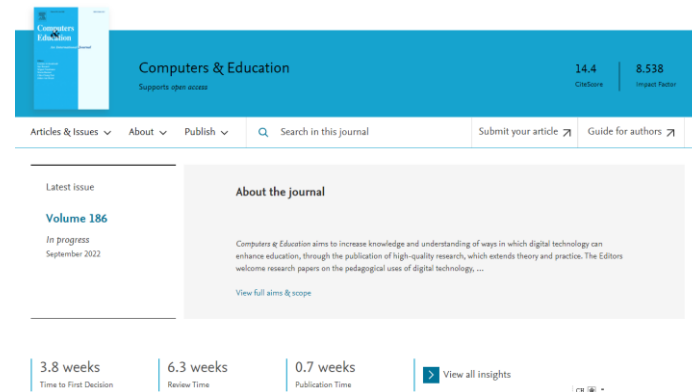
- Description p.1
- Audience p.1
- Impact Factor p.1
- Abstracting and Indexing p.2
- Editorial Board p.2
- Guide for Authors p.4

**DESCRIPTION**

Computers & Education aims to increase knowledge and understanding of ways in which digital technology can enhance education, through the publication of high-quality research, which extends theory and practice. The Editors welcome research papers on the pedagogical uses of digital technology, where the focus is broad enough to be of interest to a wider education community.

We do not publish small-scale evaluations of specific software/systems in specialist domains or particular courses in individual institutions (unless the findings have broader relevance that is explicitly drawn out in the paper). Papers that include discussions of the implementation of software and/or hardware should focus on the context of use, the user/system interface, usability issues and evaluations of the user experience and impacts on and particularly on the implications for learning and teaching. Computers as a delivery platform only is insufficient. Detailed information on implementation architecture should NOT be included in the paper, but may be provided via URLs.

## Journal Website



**Computers & Education**  
Supports open access

14.4 CitScore | 8.538 Impact Factor

Articles & Issues | About | Publish | Search in this journal | Submit your article | Guide for authors

Latest issue  
**Volume 186**  
In progress  
September 2022

**About the journal**

Computers & Education aims to increase knowledge and understanding of ways in which digital technology can enhance education, through the publication of high-quality research, which extends theory and practice. The Editors welcome research papers on the pedagogical uses of digital technology, ...

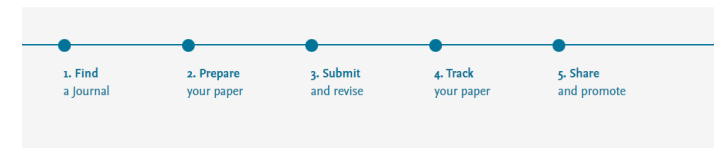
View full aims & scope

3.8 weeks Time to First Decision | 6.3 weeks Review Time | 0.7 weeks Publication Time | View all insights

## Publisher Website

### Publishing with Elsevier: step-by-step

Learn about the publication process and how to submit your manuscript. This tutorial will help you find the right journal and maximize the chance to be published.



### 1. Find a journal

Find out the journals that could be best suited for publishing your research. Match your manuscript using the JournalFinder tool, then learn more about each journal.

#### JournalFinder

Powered by the Elsevier Fingerprint Engine™, Elsevier JournalFinder uses smart search technology and field-of-research-specific vocabularies to match your article to Elsevier journals.

Find a matching journal



#### Top tips

- Read the journal's aims and scope to make sure it is a match
- Check whether you can submit – some journals are invitation only
- Use journal metrics to understand the impact of a journal
- If available, check the journal at Journal Insights for additional info about impact, speed and reach



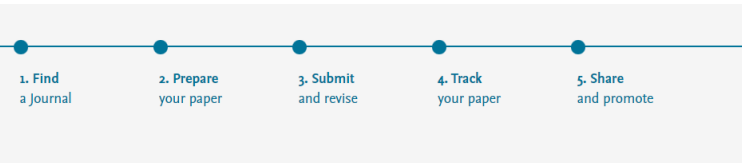
# Match my manuscript 串接至出版社選刊

- 範例為Elsevier的JournalFinder：串連至合適期刊的出版社頁面後，仍可利用其選刊工具再次挑刊，或進一步查看合適期刊的評比資訊

## Elsevier--JournalFinder

Publishing with Elsevier: step-by-step

Learn about the publication process and how to submit your manuscript. This tutorial will help you find the right journal and maximize the chance to be published.



### 1. Find a journal

Find out the journals that could be best suited for publishing your research. Match your manuscript using the JournalFinder tool, then learn more about each journal.

JournalFinder  
Powered by the Elsevier Fingerprint Engine™, Elsevier JournalFinder uses smart search technology and field-of-research-specific vocabularies to match your article to Elsevier journals.  
Find a matching journal >

#### Top tips

- Read the journal's aims and scope to make sure it is a match
- Check whether you can submit – some journals are invitation only
- Use **journal metrics** to understand the impact of a journal
- If available, check the journal at **Journal Insights** for additional info about impact, speed and reach

CH 圖 :

## Find journals

JournalFinder

Find journals

Enter title and abstract of your paper to easily find journals that could be best suited for publishing. JournalFinder uses smart search technology and field-of-research specific vocabularies to match your paper to scientific journals.

[Learn how it works](#)

Paper title  
Team interactions with learning analytics dashboards

Paper abstract  
Don't have an abstract? [v](#)

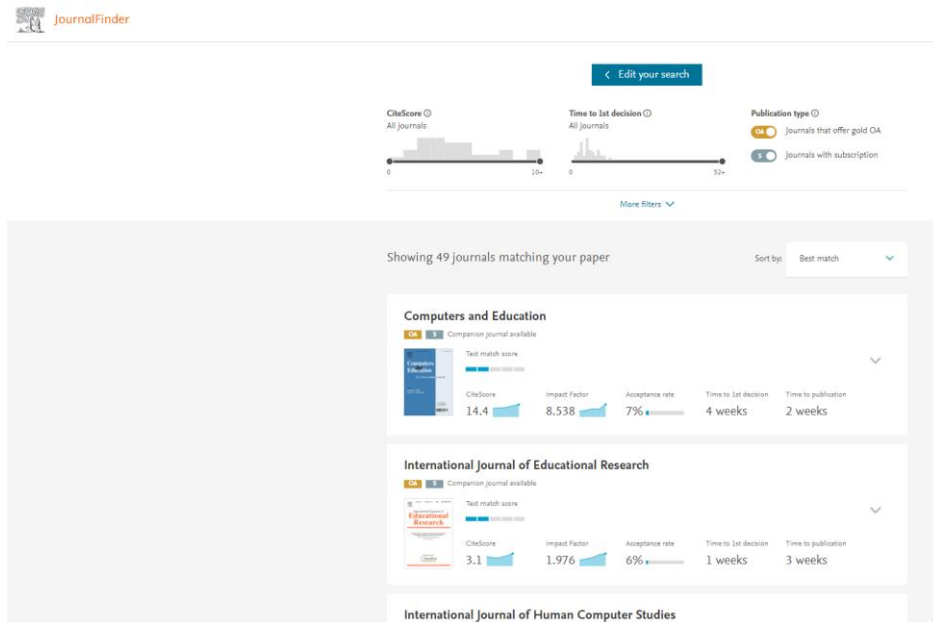
Student-facing visualisations have attracted increased attention with recent developments in data-driven tools to support individual and group work. Learning analytics dashboards (LADs), a data-enhanced feedback tool that allows students to make sense of their learning by providing insights into their learning behaviours represents one of the prominent examples of this trend. While these visualisation tools are increasingly used to study and enhance students' learning in academic contexts, current research is limited regarding the effects of the LADs in K-12 environments. There is a missed opportunity to empower teams and allow instructors and researchers to understand how teams use the LAD to regulate their learning. In this study, we developed a K-12 LAD for supporting students' collaborative work and evaluated with respect to students' perceived usefulness of the proposed LAD and the association between its use and course performance. The study followed a mixed-methods approach, combining quantitative analysis of log data from the dashboard and qualitative analysis of students' perceptions using surveys and focus groups. Our results show that different roles within teams have distinguished engagement patterns with the LAD and that the tool improves the collaborative learning experience. We postulate that the implications of this study will aid future research work when investigating the behaviours of teams and optimising their learning using LADs.

Maximum 5,000 characters. CH 圖 :

# Match my manuscript 串接至出版社選刊

- JournalFinder：亦可查看合適期刊投稿接受率、審稿與出版時程、費用、延遲出刊等資訊

## Elsevier JournalFinder



## Find journals

### Computers and Education

OA S ISSN: 0360-1315



Text match score



CiteScore ↗

14.4

Impact Factor ↗

8.538

Acceptance rate

7%

Time to 1st decision ↗

4 weeks

Time to publication ↗

2 weeks

List price APC ↗

OA \$3,730

Embargo period ↗

S 36 months

Top readership countries ↗

US, GB, CN

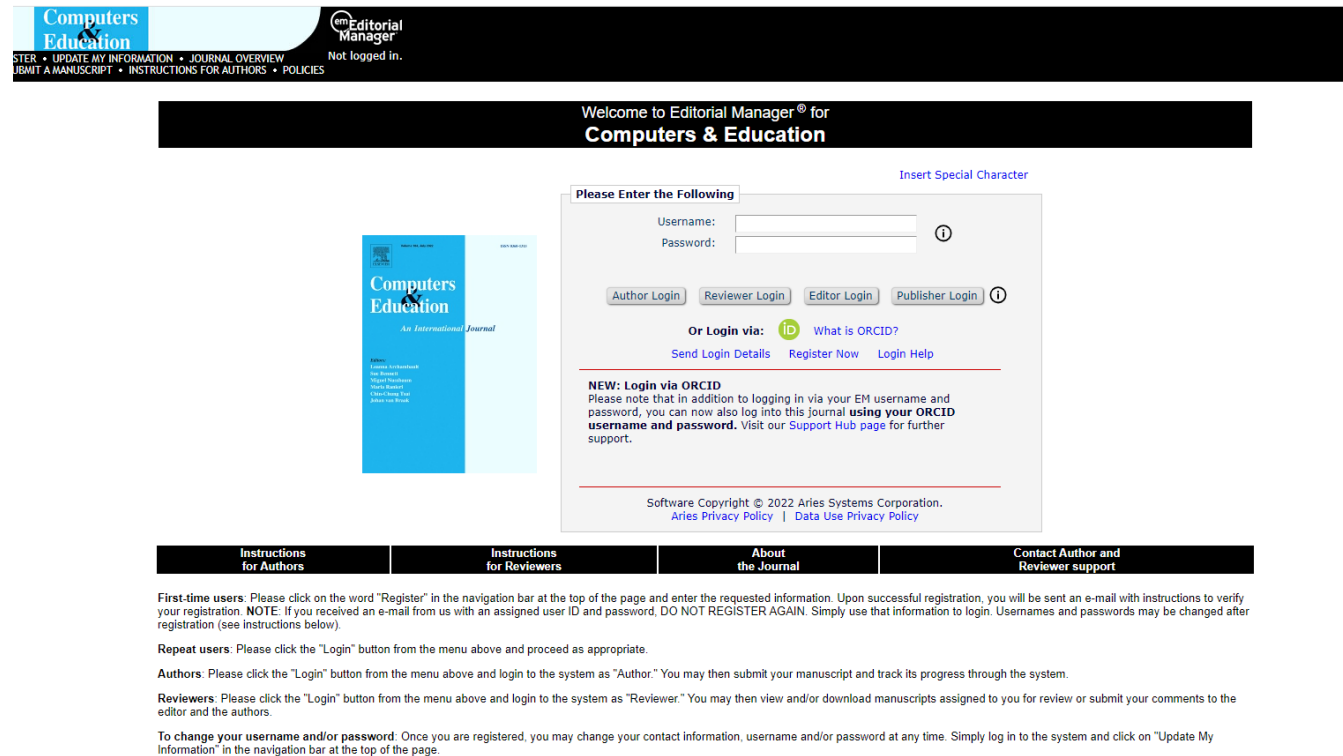
View historical data and other metrics on Journal Insights ↗

Journal website

Submit paper >

# 從出版社選刊工具串連至期刊投稿系統

- 從Elsevier的JournalFinder找到欲投稿期刊後，按下submit paper即可連結至投稿系統頁面



The screenshot shows the Editorial Manager login interface for the journal 'Computers & Education'. At the top, there is a navigation bar with the journal title and 'Editorial Manager' logo. Below this, a black banner reads 'Welcome to Editorial Manager® for Computers & Education'. The main content area features a journal cover image on the left and a login form on the right. The login form includes fields for 'Username' and 'Password', with an 'Insert Special Character' link above the password field. Below the fields are buttons for 'Author Login', 'Reviewer Login', 'Editor Login', and 'Publisher Login'. A section for 'Or Login via: ORCID' includes a 'What is ORCID?' link and buttons for 'Send Login Details', 'Register Now', and 'Login Help'. A 'NEW: Login via ORCID' notice is present, stating that users can now log in using their ORCID username and password. At the bottom, there is a footer with copyright information: 'Software Copyright © 2022 Aries Systems Corporation. Aries Privacy Policy | Data Use Privacy Policy'. A navigation bar at the very bottom contains links for 'Instructions for Authors', 'Instructions for Reviewers', 'About the Journal', and 'Contact Author and Reviewer support'.

**First-time users:** Please click on the word "Register" in the navigation bar at the top of the page and enter the requested information. Upon successful registration, you will be sent an e-mail with instructions to verify your registration. **NOTE:** If you received an e-mail from us with an assigned user ID and password, DO NOT REGISTER AGAIN. Simply use that information to login. Usernames and passwords may be changed after registration (see instructions below).

**Repeat users:** Please click the "Login" button from the menu above and proceed as appropriate.

**Authors:** Please click the "Login" button from the menu above and login to the system as "Author." You may then submit your manuscript and track its progress through the system.

**Reviewers:** Please click the "Login" button from the menu above and login to the system as "Reviewer." You may then view and/or download manuscripts assigned to you for review or submit your comments to the editor and the authors.

**To change your username and/or password:** Once you are registered, you may change your contact information, username and/or password at any time. Simply log in to the system and click on "Update My Information" in the navigation bar at the top of the page.

也可以是準備好標題與摘要，至選刊工具選出合適投稿刊物，再至期刊評比資料庫確認相關資訊。

倒著做也可以

# 主題三

## 論文寫作與學術倫理

- 其它評比工具
- 寫作輔助工具

# 「SCI等索引收錄期刊」專頁

- 來看更多的期刊評比工具



首頁 / 資源指引 / SCI等索引收錄期刊

SDGs資訊

新進資源 ▾

五大特藏

SCI等索引收錄期刊 ▾

預約書排行

歐盟資訊中心 ▾

論文寫作與學術倫理

期刊資源 ▾

語言學習 ▾

科技部補助人文及社會科學  
研究圖書計畫 ▾

館藏報紙 ▾

影音主題 ▾

性別平等與婦女研究 ▾

## SCI等索引收錄期刊

瀏覽人次: 27771

• 為協助本校師生教學研究、投稿國際學術期刊及查詢下列資訊，特整理各學科查詢工具及方法，詳見下表。

1. 期刊影響係數(Impact Factor)
2. 期刊排名(Journal Ranking)
3. 索引收錄期刊清單
4. 文章被引用次數

• 各資料庫收錄期刊內容時有更新，若有任何問題，請洽總館二樓參考諮詢臺館員或來電(02)2621-5656 轉2365詢問。

• 查證論文被索引服務(書目查證)：每學年配合專任教師申請本校研究獎勵期間，協助查證論文被索引情況。

學科	資料庫名稱	說明	影音教學
綜合	InCite Journal Citation Reports(JCR) 更新時間：每年6月中、下旬	1. 由Clarivate Analytics公司提供 2. 含SCIE Edition 及 SSCI Edition 3. 查詢期刊影響係數(Impact Factor)及期刊排名(Journal Ranking)，請參考操作手冊 4. 查詢期刊排名之五年的影響係數，請參考查詢步驟 • 友善建議：先註冊，再查找。	 3:42

# 「論文寫作與學術倫理」專頁

- 還有更多輔助工具

## 論文引用與原創工具

淡江大學 覺生紀念圖書館  
TAMKANG UNIVERSITY CHUEH SHENG MEMORIAL LIBRARY

關於本部 資源查尋 各項服務 資源指引 諮詢與協助 表單下載 線上申請 最新消息 推廣活動 捐贈捐款 登入/續借

首頁 / 資源指引 / 論文寫作與學術倫理

SDGs資訊  
新進資源  
五大特藏  
SCI等索引收錄期刊  
預約書排行  
歌盟資訊中心  
論文寫作與學術倫理  
期刊資源  
語言學習  
科技部補助人文及社會科學研究圖書計畫  
館電報紙  
影音主題  
性別平等與婦女研究

論文寫作與學術倫理

論文寫作相關資源

淡江大學學位論文相關規定

- 學位考試前：完成論文線上原創性偵測系統比對報告。  
(比對論文，請參考「Turnitin論文原創性比對系統」使用說明)
- 學位考試通過後：提交電子學位論文。  
(論文審核，請參考「電子學位論文中傳審核服務(圖書館)」之說明)

論文寫作相關工具

EndNote	turnitin
EndNote書目管理軟體	Turnitin論文原創性比對系統

## 掠奪性期刊停、看、聽

淡江大學 覺生紀念圖書館  
TAMKANG UNIVERSITY CHUEH SHENG MEMORIAL LIBRARY

關於本部 資源查尋 各項服務 資源指引 諮詢與協助 表單下載 線上申請 最新消息 推廣活動 捐贈捐款 登入/續借

首頁 / 諮詢與協助 / 掠奪性期刊停、看、聽

服務電話  
常見問題  
無線上網  
校外連線說明  
如何蒐集資料  
電子資源使用說明  
以Google Scholar查找圖書館電子全文  
電子資源經費補助  
教師著作上傳說明  
掠奪性期刊-停、看、聽  
意見箱  
失物招領  
雲端圖書館自動化系統操作手冊

掠奪性期刊停、看、聽

2019-掠奪性期刊知多少  
帶著這封期刊邀稿信，找來圖書館好朋友幫忙解惑

Dear Sir,  
We invite you to submit your manuscripts for publication. Submit your manuscripts to: [jmc@tcu.edu.tw](mailto:jmc@tcu.edu.tw)  
Journal of Journalism and Mass Communication(JJMC)  
Impact Factor(50.14159)  
Our objective is to inform authors of the decision on their manuscripts within 2 weeks of submission. Following acceptance, a paper will normally be published in the next issue.  
The Journal of Journalism and Mass Communication(JJMC) is an international, peer-reviewed, open access journal that publishes high-quality articles in English in all areas of journalism, mass communication, economics, law, medicine, environmental science, education research.  
All articles published in JJMC are peer-reviewed.  
All articles published in JJMC are peer-reviewed.  
Manuscript processing duration  
Internal review: 2-4 days  
External peer review: 1 week  
Revision time: 2 weeks  
Acceptance to Publication: 1 week  
Note: Kindly submit your manuscripts to: [jmc@tcu.edu.tw](mailto:jmc@tcu.edu.tw)

有效破解掠奪性期刊



## 感謝您的聆聽



圖書館參考組吳理莉



[lili65@mail.tku.edu.tw](mailto:lili65@mail.tku.edu.tw)



本館相關網頁

- [SCI等索引收錄期刊](#)
- [論文寫作與學術倫理](#)